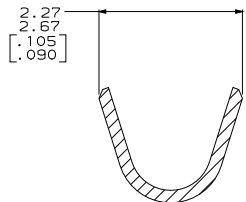
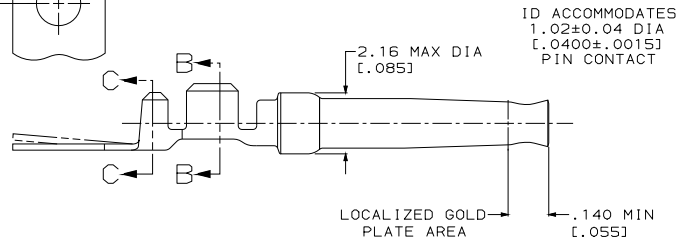
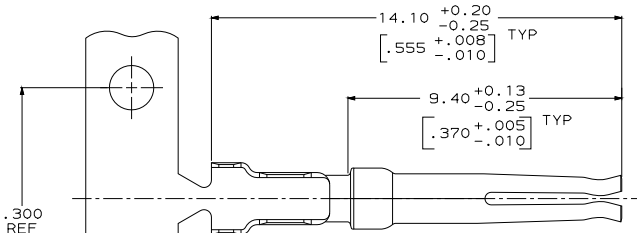
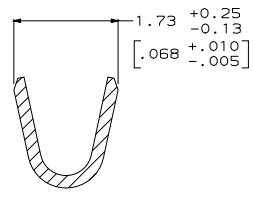


DETAIL Z
SCALE 8:1



SECTION C-C
SCALE 20:1
INSULATION BARREL



SECTION B-B
SCALE 20:1
WIRE BARREL

- 1. FOR MINI-APPLICATOR AND STRIPPER CRIMPER.
- 2. FOR HAND TOOL USE ONLY.
- 3. FOR STANDARD APPLICATOR PART #566171 ONLY.
- 4. WIRE RANGE OF 20-24 AWG. INSULATION RANGE OF 1.27/1.52 [0.050-.060].
- 5. GOLD PLATING MAY NOT APPEAR ON CARRIER STRIP.
- 6. GOLD PLATING PER MIL-G-45204, NICKEL PLATING PER QQ-N-290, TIN PLATING PER MIL-T-10727, COPPER PLATING PER MIL-C-14550.
- 7. PLATED WITH 1.27µm [0.00050] GOLD OVER 1.27µm [0.00050] NICKEL.
- 8. PLATED WITH 0.76µm [0.00030] GOLD IN LOCALIZED GOLD PLATE AREA, GOLD FLASH ON REMAINDER, OVER 1.27µm [0.00050] NICKEL.
- 9. PLATED WITH GOLD FLASH OVER 0.76µm [0.00030] NICKEL.
- 10. PLATED WITH 2.54µm - 5.08µm [0.00100 - .00200] TIN.
- 11. PLATED WITH 0.38µm [0.00015] GOLD IN LOCALIZED GOLD PLATE AREA, GOLD FLASH ON REMAINDER, OVER 1.27µm [0.00050] NICKEL.
- 12. PLATED WITH GOLD FLASH IN LOCALIZED GOLD PLATE AREA, 2.54µm [0.00100] TIN PLATED WIRE BARRELS, OVER 0.76µm [0.00030] NICKEL.
- 13. PLATED WITH 0.76µm [0.00030] GOLD IN LOCALIZED GOLD PLATE AREA, TIN PLATED WIRE BARRELS, OVER 1.27µm [0.00050] NICKEL.
- 14. AMP ITALY PART NUMBER ONLY.
- 15. PLATED WITH 1.27µm [0.00050] GOLD IN LOCALIZED GOLD PLATE AREA, GOLD FLASH ON REMAINDER, OVER 1.27µm [0.00050] NICKEL.
- 16. PLATED WITH GOLD FLASH IN LOCALIZED GOLD PLATE AREA, 0.76µm [0.00030] MIN TIN PLATED WIRE BARRELS, OVER 0.76µm [0.00030] MIN NICKEL.

| PACKAGING TYPE | FINISH | USE | LOOSE PIECE | PART NUMBER |
|----------------|------------|-----|--------------|-------------|
| | SPECIAL | 1 | - | 7-66504-4 |
| OBSOLETE | SPECIAL | 2 | - | 7-66504-3 |
| | STANDARD | 3 | - | 7-66504-2 |
| OBSOLETE | STANDARD | 4 | - | 7-66504-1 |
| | SMALL PACK | 5 | SEE DETAIL Z | 7-66504-0 |
| | STANDARD | 6 | - | 6-66504-8 |
| | STANDARD | 7 | SEE DETAIL Z | 6-66504-0 |
| | STANDARD | 8 | - | 5-66504-9 |
| | STANDARD | 9 | SEE DETAIL Z | 5-66504-7 |
| | STANDARD | 10 | - | 5-66504-6 |
| OBSOLETE | STANDARD | 11 | - | 1-66504-4 |
| | STANDARD | 12 | - | 1-66504-2 |
| | STANDARD | 13 | SEE DETAIL Z | 1-66504-0 |
| | STANDARD | 14 | SEE DETAIL Z | 66504-9 |
| | STANDARD | 15 | SEE DETAIL Z | 66504-8 |
| | STANDARD | 16 | - | 66504-4 |
| | STANDARD | 17 | - | 66504-3 |
| | STANDARD | 18 | - | 66504-2 |

THIS DRAWING IS A CONTROLLED DOCUMENT. (P) (R) (S) (T) (U) (V) (W) (X) (Y) (Z)

REVISED PER EC 0513-0625-04

AMP Incorporated
 Harrisburg, PA 17105-3606

SOCKET CONTACT, SIZE 20 DF,
 20-24 AWG, AMPLIMITE

SIZE: 15.11mm
 DATE: 10/10/16
 BY: JG
 APP'D: CR