

**Size 20 Crimp Contacts for Series 109 Connectors (MIL-C-39029)**

**Size 20 Crimp, Snap-In Contacts .040 [1.02] Pin Diameter**

**Material and Finish:**


**Pin and Socket Body —**

**a>Contact Body & Mating Area —**  
Copper alloy, plated gold .000050–.000100 [0.00127–0.00254] thick over .000050–.000100 [0.00127–0.00254] thick nickel underplate.

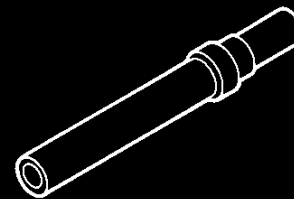
**b>Contact Body —** Copper alloy, gold flash .000005 [0.00013] min thick over .000050–.000100 [0.00127–0.00254] thick nickel underplate.

**c>Mating Area —** Copper alloy, plated gold .000050 min thick over .000050–.000100 [0.00127–0.00254] thick nickel underplate.

**Socket Hood —** Passivated stainless steel.



**Pin**  
M39029/64-369  
(Supersedes M24308/11-1)



**Socket**  
M39029/63-368  
(Supersedes M24308/10-1)

Wire Size Range AWG [mm <sup>2</sup> ]	Ins. Dia. (Max.)	Contact Configuration	Tape Mounted Contacts Part No.	Loose Piece Contacts		Hand Tool		Contact Color Band
				Military Part No. (M39029/)	AMP Part No.	Tool No. (M22520/)	Positioner No. (M22520/)	
20-24 0.6-0.2	.072 1.83	Pin	205089-2 <sup>a</sup>	64-369	205089-1 <sup>a</sup>	02-01	02-08	orange, blue, white
		Socket	205090-2 <sup>a</sup>	63-368	205090-1 <sup>a</sup>	02-01	02-08	orange, blue, gray
20-24 0.6-0.2	.072 1.83	Pin	1218371-2 <sup>b</sup>	64-369	1218371-1 <sup>b</sup>	02-01	02-08	orange, blue, white
		Socket	1218372-2 <sup>b</sup>	63-368	1218372-1 <sup>b</sup>	02-01	02-08	orange, blue, gray

Tape mounted contacts are used in the AMP-TAPEMATIC Stripper/Crimper Machine Part Number 599406-7 (page 5142).

**Notes:** 1. These contacts are used in Series 109 military connectors.

2. Insertion/Extraction Tool Part Number 91067-2 (Military Part Number M81969/1-02) is used to install and remove pin and socket contacts.

3. See AMP Instruction Sheet 408-7516 for wire length, tool and selector settings.

4. Color bands are read in the direction of terminal (wire barrel) end to mating end.

**Size 20 Crimp Contacts for Series 109 Connectors (Industrial Grade)**

**Size 20 Crimp, Snap-In Contacts .040 [1.02] Pin Diameter**


**Material and Finish:**

**Pin and Socket Body —**

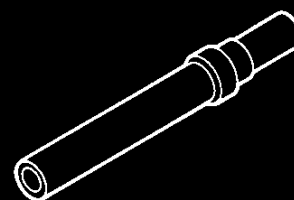
**Pin Body —** Brass, plated gold .000030 [0.00076] min thick over .000050–.000150 [0.00127–0.00381] thick nickel underplate.

**Socket Body —** Brass, plated gold .000010 [0.00025] min thick over .000050–.000150 [0.00127–0.00381] thick nickel underplate.

**Socket Clip —** Copper alloy, plated gold .000050 [0.00013] min thick over .000050–.000150 [0.00127–0.00381] thick nickel underplate.



**Pin**



**Socket**

Wire Size Range AWG [mm <sup>2</sup> ]	Ins. Dia. (Max.)	Contact Configuration	Tape Mounted Contacts Part No.	Loose Piece Contacts Part No.	Hand Tool	
					Tool No. (M22520/)	Positioner No. (M22520/)
20-24 0.6-0.2	.072 1.83	Pin	1218266-4	1218266-3	02-01	02-08
		Socket	1218267-4	1218267-3	02-01	02-08
18 0.8	.083 2.11	Pin	1218266-2	1218266-1	02-01	02-08
		Socket	1218267-2	1218267-1	02-01	02-08

Tape mounted contacts are used in the AMP-TAPEMATIC Stripper/Crimper Machine Part Number 599406-7 (page 5142).

**Notes:** 1. These contacts are used in Series 109 connectors.

2. Insertion/Extraction Tool Part Number 91067-2 (Military Part Number M81969/1-02) is used to install and remove pin and socket contacts.

3. See AMP Instruction Sheet 408-7516 for wire length, tool and selector settings.