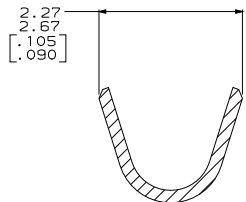
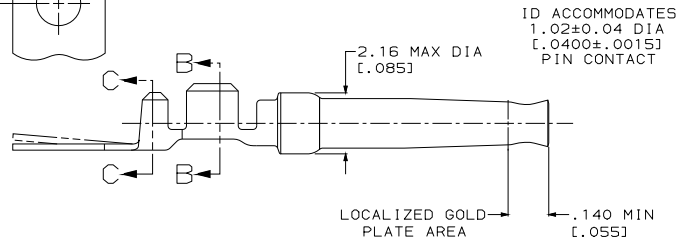
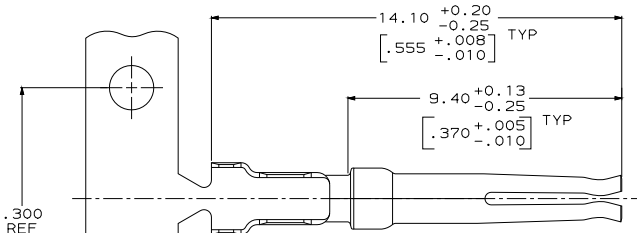
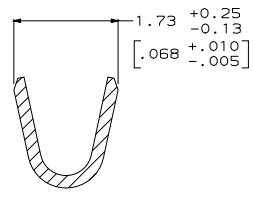


DETAIL Z
SCALE 8:1



SECTION C-C
SCALE 20:1
INSULATION BARREL



SECTION B-B
SCALE 20:1
WIRE BARREL

- ▲1 FOR MINI-APPLICATOR AND STRIPPER CRIMPER.
- ▲2 FOR HAND TOOL USE ONLY.
- ▲3 FOR STANDARD APPLICATOR PART #566171 ONLY.
- 4. WIRE RANGE OF 20-24 AWG. INSULATION RANGE OF 1.27/1.52 [0.050-.060].
- 5. GOLD PLATING MAY NOT APPEAR ON CARRIER STRIP.
- ▲6 GOLD PLATING PER MIL-G-45204, NICKEL PLATING PER QQ-N-290, TIN PLATING PER MIL-T-10727, COPPER PLATING PER MIL-C-14550.
- ▲7 PLATED WITH 1.27μm [0.00050] GOLD OVER 1.27μm [0.00050] NICKEL.
- ▲8 PLATED WITH 0.76μm [0.00030] GOLD IN LOCALIZED GOLD PLATE AREA, GOLD FLASH ON REMAINDER, OVER 1.27μm [0.00050] NICKEL.
- ▲9 PLATED WITH GOLD FLASH OVER 0.76μm [0.00030] NICKEL.
- ▲10 PLATED WITH 2.54μm - 5.08μm [0.00100 - .00200] TIN.
- ▲11 PLATED WITH 0.38μm [0.00015] GOLD IN LOCALIZED GOLD PLATE AREA, GOLD FLASH ON REMAINDER, OVER 1.27μm [0.00050] NICKEL.
- ▲12 PLATED WITH GOLD FLASH IN LOCALIZED GOLD PLATE AREA, 2.54μm [0.00100] TIN PLATED WIRE BARRELS, OVER 0.76μm [0.00030] NICKEL.
- ▲13 PLATED WITH 0.76μm [0.00030] GOLD IN LOCALIZED GOLD PLATE AREA, TIN PLATED WIRE BARRELS, OVER 1.27μm [0.00050] NICKEL.
- ▲14 AMP ITALY PART NUMBER ONLY.
- ▲15 PLATED WITH 1.27μm [0.00050] GOLD IN LOCALIZED GOLD PLATE AREA, GOLD FLASH ON REMAINDER, OVER 1.27μm [0.00050] NICKEL.
- ▲16 PLATED WITH GOLD FLASH IN LOCALIZED GOLD PLATE AREA, 0.76μm [0.00030] MIN TIN PLATED WIRE BARRELS, OVER 0.76μm [0.00030] MIN NICKEL.

PACKAGING TYPE	FINISH	USE	LOOSE PIECE	PART NUMBER
		▲1	-	7-66504-4
OBSOLETE	SPECIAL	▲2	-	7-66504-3
	STANDARD	▲4	-	7-66504-2
OBSOLETE	STANDARD	▲3	-	7-66504-1
	SMALL PACK	▲6	SEE DETAIL Z	7-66504-0
	STANDARD	▲8	-	6-66504-8
	STANDARD	▲2	SEE DETAIL Z	6-66504-0
	STANDARD	▲4	-	5-66504-9
	STANDARD	▲1	SEE DETAIL Z	5-66504-7
	STANDARD	▲4	-	5-66504-6
OBSOLETE	STANDARD	▲0	-	1-66504-4
	STANDARD	▲8	-	1-66504-2
	STANDARD	▲9	SEE DETAIL Z	1-66504-0
	STANDARD	▲6	SEE DETAIL Z	66504-9
	STANDARD	▲1	SEE DETAIL Z	66504-8
	STANDARD	▲4	-	66504-4
	STANDARD	▲6	-	66504-3
	STANDARD	▲7	-	66504-2

THIS DRAWING IS A CONTROLLED DOCUMENT. (P) (R) (S) (T) (U) (V) (W) (X) (Y) (Z)

REVISED BY: S. LEMER

DATE: 05.13.05

PHOSPHOR BRONZE PER QQ-B-750

SEE TABLE

CUSTOMER DRAWING

AMP Incorporated
 Harrisburg, PA 17105-3608

SOCKET CONTACT, SIZE 20 DF, 20-24 AWG, AMPLIMITE

SIZE: 15.11

REVISED TO: 1

APP: AJ