



Series 801 Mighty Mouse Double-Start ACME Threads Plug Connector Ordering Information

801-007 and 801-008



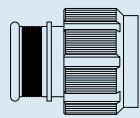
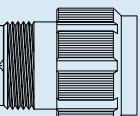
Series 801 Plug Connector

Glenair's Series 801 Mighty Mouse connector features a double-start modified stub ACME mating thread for improved protection against cross-mating and thread damage. Connector shells are machined aluminum or stainless steel. Supplied with crimp contacts, packaged separately. Terminate contacts with standard M22520 tools. Metal clips inside the connector body lock contact into place. Contacts are removable. Fluorosilicone seals and rear grommet protect connector from water ingress. Choose hex or knurled coupling nut. Terminate cable shield directly to connector body with BAND-IT strap, or choose rear accessory thread to attach optional cable clamp or backshell. Available in shell sizes 5 through 21 in 43 contact arrangements.

D

HOW TO ORDER

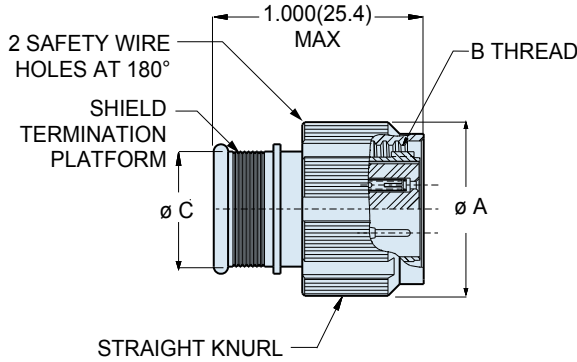
Sample Part Number

801-007	-16	M	7-10	P	A
Series	Shell Style	Shell Material / Finish	Shell Size- Insert Arrangement	Contact Type	Shell Key Position
 801-007 Banding Platform	-16 Plug with Anti-Decoupling Spring	C Aluminum / Black Anodize (Non-Conductive) RoHS Compliant	SEE CONTACT ARRANGEMENTS PAGE D-2	Connector supplied with contacts P Pin	A Normal Alternate Key Positions: B C D E F
	-26 Self-Locking Plug with Ratchet Mechanism (the "Clicker")	M Aluminum / Electroless Nickel RoHS Compliant		S Socket	
 801-008 Rear Accessory Thread		NF Aluminum / Cadmium with Olive Drab Chromate		Connector supplied without contacts A Pin	
		ZN Aluminum / Zinc-Nickel with Olive Drab Chromate		B Socket Connector	
		ZNU Aluminum / Zinc-Nickel with Black Chromate		Connectors with contacts are supplied with signal and/or power crimp contacts. These contacts are not installed.	
		MT Aluminum / Nickel-PTFE RoHS Compliant		Coaxial contacts and non-standard signal contacts are ordered separately.	
		Z1 Stainless Steel / Passivated RoHS Compliant			

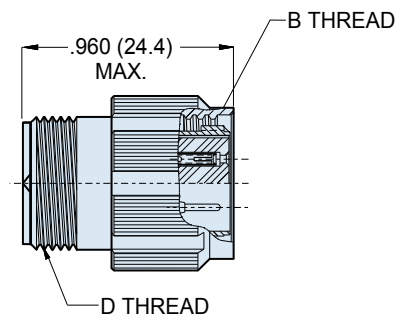
Dimensions in inches (millimeters) and are subject to change without notice.

Series 801 Mighty Mouse Double-Start ACME Threads Plug Connector Dimensions

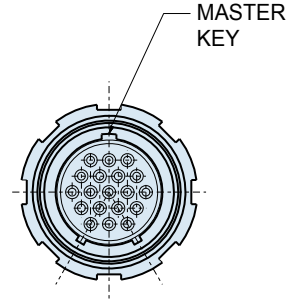
801-007 and 801-008



Integral Band Platform
801-007



Accessory Thread
801-008



DIMENSIONS								
Shell Size	Style 16		Style 26		B Thread	Ø C		D Thread UNEF-2A
	Ø A		Ø A			In.	mm.	
	In.	mm.	In.	mm.				
5	.540	13.72	.640	16.26	.3125-.05P-1L-2B	.245	6.22	.250-32
6	.600	15.24	.700	17.78	.375-.05P-1L-2B	.290	7.37	.3125-32
7	.680	17.27	.780	19.81	.4375-.05P-1L-2B	.390	9.91	.4375-28
8	.750	19.05	.850	21.59	.5000-.05P-.1L-2B	.445	11.30	.5000-28
9	.810	20.57	.910	23.11	.5625-.05P-.1L-2B	.500	12.70	.5625-24
10	.880	22.35	.980	24.89	.6250-.05P-1L-2B	.560	14.22	.6250-24
13	1.050	26.67	1.150	29.21	.8125-.1P-.2L-2B	.650	16.51	.6875-24
16	1.240	31.50	1.340	34.04	1.000-.1P-.2L-2B	.805	20.45	.9375-20
17	1.300	33.02	1.400	35.56	1.062-.1P-.2L-2B	.850	21.59	.9375-20
21	1.550	39.37	1.650	41.91	1.3125-.1P-.2L-2B	1.110	28.19	1.1875-18

PLUG KEY POSITIONS		
	A°	B°
A	150°	210°
B	75°	210°
C	95°	230°
D	140°	275°
E	75°	275°
F	95°	210°

Dimensions in inches (millimeters) and are subject to change without notice.