

4

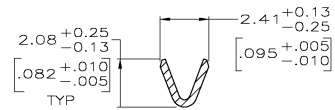
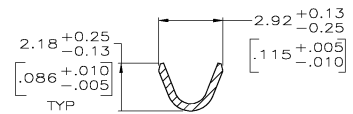
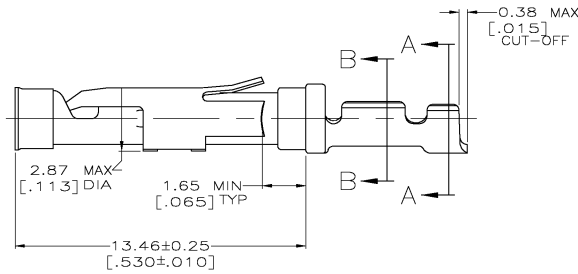
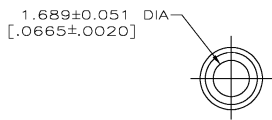
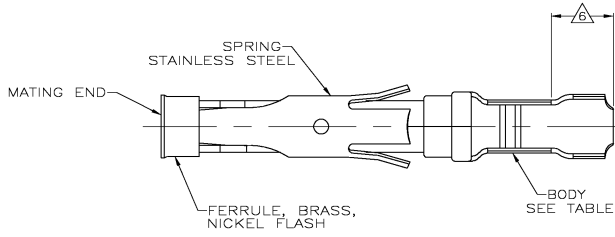
3

2

1

THIS DRAWING IS UNPUBLISHED. RELEASED FOR PUBLICATION.
 © COPYRIGHT BY TYCO ELECTRONICS CORPORATION. ALL RIGHTS RESERVED.

LOC	DIST	REVISIONS		
FT	47	P	LTR	DATE
		H	083B-0344-03	20APR03 TK GS



- 1. 0.76µm [0.00030] MIN GOLD PER MIL-G-45204 ON MATING END FOR A LENGTH OF 5.08 [200] MIN WITH GOLD FLASH ON THE REMAINDER OVER 0.76µm [0.00030] MIN NICKEL PER QQ-N-290.
- 2. 1.27µm [0.00050] MIN TIN-LEAD PER MIL-T-10727 OVER 0.76µm [0.00030] MIN NICKEL PER QQ-N-290.
- 3. 0.76µm [0.00030] MIN GOLD PER MIL-G-45204 ON MATING END FOR A LENGTH OF 5.08 [200] MIN WITH A UNIFORM GRADIENT TO 0.25µm [0.00010] MIN GOLD PER MIL-G-45204 ON THE REMAINDER OVER 0.76µm [0.00030] NICKEL PER QQ-N-290.
- 4. 0.38µm [0.00015] MIN GOLD PER MIL-G-45204 ON MATING END FOR A LENGTH OF 5.08 [200] MIN WITH GOLD FLASH ON THE REMAINDER OVER 0.76µm [0.00030] MIN NICKEL PER QQ-N-290.
- 5. 1.27µm [0.00050] MIN GOLD PER MIL-G-45204 ON MATING END FOR A LENGTH OF 5.08 [200] MIN WITH GOLD FLASH ON REMAINDER OVER 1.90µm [0.00075] MIN NICKEL PER QQ-N-290.
- 6. GOLD PLATING NOT REQUIRED IN THIS AREA.
- 7. WIRE RANGE 24-20 AWG. INSULATION RANGE 1.02[.040]-2.03[.080].
- 8. 0.38µm [0.00015] MIN GOLD PER MIL-G-45204 ON MATING END FOR A LENGTH OF 5.08 [200] MIN, 1.27µm [0.00050] MIN TIN-LEAD PER MIL-T-10727 FOR A LENGTH OF 5.69 [224] MIN ON OPPOSITE END, BOTH OVER 1.27µm [0.00050] MIN NICKEL PER QQ-N-290 ON ENTIRE CONTACT.
- 9. 1.27µm [0.00050] MIN TIN PER MIL-T-10727 OVER 0.76µm [0.00030] MIN NICKEL PER QQ-N-290.

SMALL PACK	9	BRASS	1-66105-9	2-66105-0
STANDARD	9	BRASS	3-66104-0	1-66105-9
SMALL PACK	9	BRASS	66104-4	1-66105-8
SMALL PACK	9	BRASS	66104-3	1-66105-7
SMALL PACK	9	BRASS	66104-2	1-66105-6
SMALL PACK	9	BRASS	66104-1	1-66105-5
OBSOLETE	9	BRASS	2-66104-6	1-66105-4
OBSOLETE	9	PHOSPHOR BRONZE	2-66104-3	1-66105-3
OBSOLETE	9	PHOSPHOR BRONZE	2-66104-2	1-66105-2
OBSOLETE	9	BRASS	1-66104-6	1-66105-0
STANDARD	9	BRASS	66104-4	66105-4
STANDARD	9	BRASS	66104-3	66105-3
STANDARD	9	BRASS	66104-2	66105-2
STANDARD	9	BRASS	66104-1	66105-1
PACKAGING TYPE		BODY MATERIAL	STRIP P/N	PART NO

THIS DRAWING IS A CONTROLLED DOCUMENT. DWN 06/01/92
 L SIDE 6-11-92
 W JENKER
 G. STEINHAUER 7-8-92
 PRODUCT SPEC

TYCO Electronics Tyco Electronics Corporation
 City, State, Zip

SOCKET ASSEMBLY,
 LOOSE PIECE, TYPE III+

APPLICATION SPEC: SIZE CAGE CODE DRAWING NO: RESTRICTED TO
 WEIGHT: A2 00779 C-66105
 CUSTOMER DRAWING SCALE: 8:1 SHEET 1 OF 1 REV H

B6105

A