

4

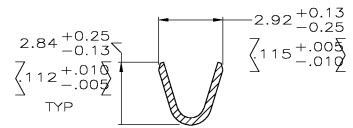
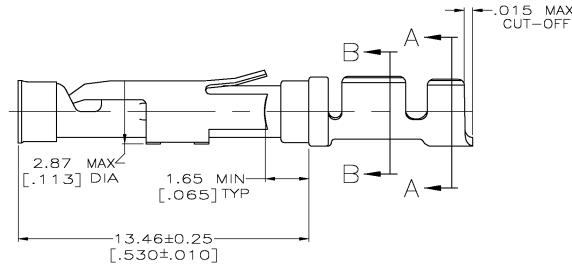
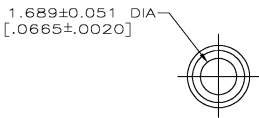
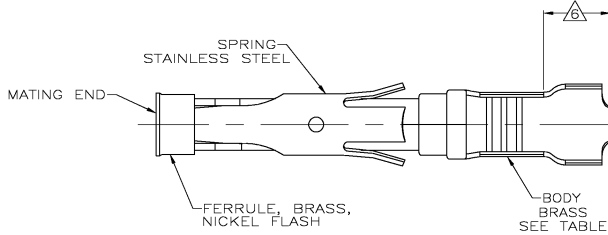
3

2

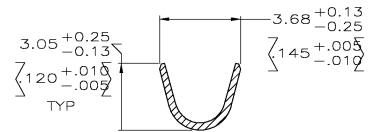
1

THIS DRAWING IS UNPUBLISHED. RELEASED FOR PUBLICATION.  
 © COPYRIGHT BY TYCO ELECTRONICS CORPORATION. ALL RIGHTS RESERVED.

LOC	DIST	REVISIONS				
FT	47	P	LTR	DATE	DWG	APPD
		D	OG3B-0344-03	28APR03	TK	GS



SECTION B-B



SECTION A-A

- △ 0.76µm [.000030] MIN GOLD PER MIL-G-45204 ON MATING END FOR A LENGTH OF 5.08 [.200] MIN WITH GOLD FLASH ON THE REMAINDER OVER 0.76µm [.000030] MIN NICKEL PER QQ-N-290.
- △ 1.27µm [.000050] MIN TIN-LEAD PER MIL-T-10727 OVER 0.76µm [.000030] MIN NICKEL PER QQ-N-290.
- △ 0.76µm [.000030] MIN GOLD PER MIL-G-45204 ON MATING END FOR A LENGTH OF 5.08 [.200] MIN WITH A UNIFORM GRADIENT TO 0.25µm [.000010] MIN GOLD PER MIL-G-45204 ON THE REMAINDER OVER 0.76µm [.000030] MIN NICKEL PER QQ-N-290.
- △ 0.38µm [.000015] MIN GOLD PER MIL-G-45204 ON MATING END FOR A LENGTH OF 5.08 [.200] MIN WITH GOLD FLASH ON THE REMAINDER OVER 0.76µm [.000030] MIN NICKEL PER QQ-N-290.
- △ 0.38µm [.000015] MIN GOLD PER MIL-G-45204 ON MATING END FOR A LENGTH OF 5.08 [.200] MIN, 1.27µm [.000050] MIN TIN-LEAD PER MIL-T-10727 FOR A LENGTH OF 5.69 [.224] MIN ON OPPOSITE END, BOTH OVER 1.27µm [.000050] MIN NICKEL PER QQ-N-290 ON ENTIRE CONTACT.
- △ GOLD PLATING NOT REQUIRED IN THIS AREA.
- 7. WIRE RANGE 18-16 AWG. INSULATION RANGE 2.03[.080]-2.54[.100].
- △ 1.27µm [.000050] MIN TIN PER MIL-T-10727 OVER 0.76µm [.000030] MIN NICKEL PER QQ-N-290.

	SMALL PACK	△	1-66100-9	2-66101-0
	STANDARD	△	1-66100-9	1-66101-9
	SMALL PACK	△	66100-4	1-66101-8
	SMALL PACK	△	66100-3	1-66101-7
	SMALL PACK	△	66100-2	1-66101-6
	SMALL PACK	△	66100-1	1-66101-5
OBSELETE	STANDARD	△	1-66100-7	1-66101-4
	STANDARD	△	66100-4	66101-4
	STANDARD	△	66100-3	66101-3
	STANDARD	△	66100-2	66101-2
	STANDARD	△	66100-1	66101-1
	PACKAGING TYPE	△	STRIP P/N	

THIS DRAWING IS A CONTROLLED DOCUMENT.		DWG NO. 02/28/92		Tyco Electronics Corporation	
DIMENSIONS: INCHES		L. SLIDE 6-11-92		City, State, Zip	
FORMER'S NUMBER: 0178855		W. LENKER		SOCKET ASSEMBLY, LOOSE PIECE, TYPE III+	
FINISH: SEE CALLOUTS		G. STEINHAUER 7-7-92		RESTRICTED TO	
MATERIAL: SEE CALLOUTS		APPLICATION SPEC: ---		SIZE: A2	
		WEIGHT: ---		CAGE CODE: 00779	
				DRAWING NO: C-66101	
		CUSTOMER DRAWING		SCALE: 8:1 SHEET 1 OF 1 REV D	

AMP 1471-9 REV 31MAR2000

J:\Tnc\_EC\_dwg\

B61.01

A