


RU8-140-25-SE-S-DV-BL



HSC8-040-02-25-DP

# 0,80mm RISER CARD KIT RU8, HSC8 SERIES

## SPECIFICATIONS

For complete specifications and recommended PCB layouts see [www.samtec.com?RU8](http://www.samtec.com?RU8)

### Connector:

**Insulator Material:** Black Liquid Crystal Polymer  
**Contact:** BeCu  
**Plating:** Au or Sn over 50µ" (1,27µm) Ni  
**Current Rating:** 3.1A @ 30°C  
**Temperature Rise:** Temperature Rise  
**Operating Temp:** -55°C to +125°C



**Note:** Some lengths, styles and options are non-standard, non-returnable.

### RU8 - 1 POSITIONS PER ROW

40, 50, 60

### STACK HEIGHT

-19 = (19mm) .748"  
 -25 = (25mm) .984"  
 -30 = (30mm) 1.180"

### SIGNAL ROUTING

-SE = Single-Ended  
 -DP = Differential Pair

### PLATING OPTION

-S = 30µ" (0,76µm) Gold on contact, Matte Tin on tail (Plating for connectors)  
 Plating for Card is Hard Gold

### DV - BL

-BL = Board Locks (Bottom Socket only) (Not available on -19 stack height)

### OTHER OPTION

Leave blank for Trays  
 -K = (5,50mm) .217" DIA Polyimide Film Pick & Place Pad  
 -TR = Tape & Reel

### Processing:

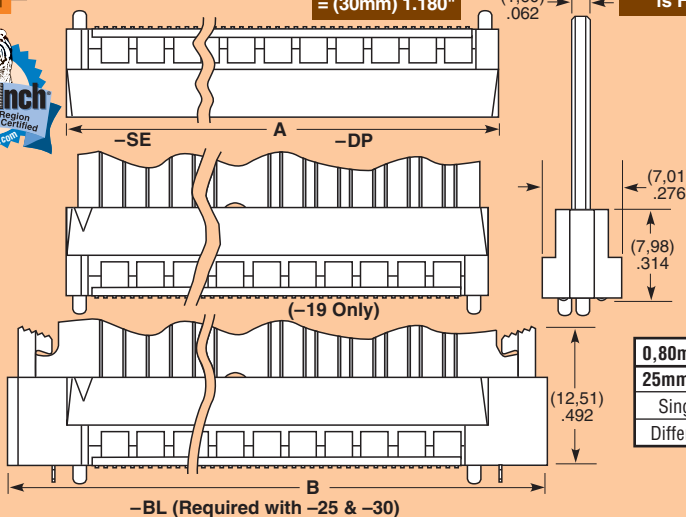
**Max Processing Temp:** 230°C for 60 seconds, or 260°C for 20 seconds 3x  
**Lead-Free Solderable:** Yes  
**SMT Lead Coplanarity:** (0,10mm) .004" max (40-60)  
**RoHS Compliant:** Yes



**Protocols Supported**

PCI Express®  
 XAUI, SATA

Download app notes at [www.samtec.com/appnote](http://www.samtec.com/appnote)  
 Contact SIG @ samtec.com for questions on protocols



NO. OF POSITIONS PER SIDE	A	B	-SE TOTAL SIGNAL LINES	-DP TOTAL SIGNAL PAIRS
40	(39,80) 1.567	(50,39) 1.984	40	26
50	(47,80) 1.882	(58,39) 2.299	50	32
60	(55,80) 2.197	(66,40) 2.614	60	38

0,80mm pitch RU8	Rated @ -3dB Insertion Loss
25mm Stack Height	
Single-Ended Signaling	7.5 GHz / 15 Gbps
Differential Pair Signaling	7.5 GHz / 15 Gbps

Kit contains two connectors and one card. Assembly required.

Mates with: HSEC8

## SPECIFICATIONS

For complete specifications see [www.samtec.com?HSC8](http://www.samtec.com?HSC8)

**Conductor:** 1/2 oz Copper  
**Contact Area:** Hard Gold Plated  
**Insulator:** FR-4  
**RoHS Compliant:** Yes

NO. OF POSITIONS PER SIDE	-SE TOTAL SIGNAL LINES	-DP TOTAL SIGNAL PAIRS
-040	40	26
-050	50	32
-060	60	38

**Note:** Some sizes, styles and options are non-standard, non-returnable.

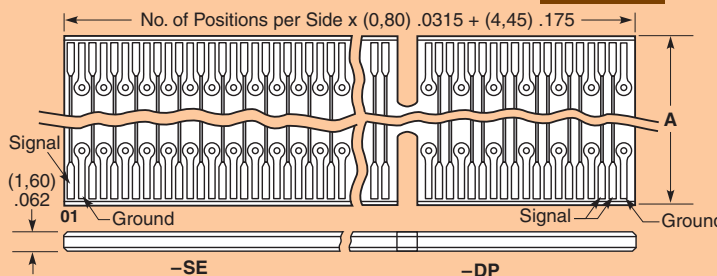
## HSC8 - NUMBER OF POSITIONS PER SIDE - CARD STYLE - STACK HEIGHT - SIGNAL ROUTING

-040, -050, -060

-02 = (1,60mm) .062" thick card

-19 = (19mm) .748"  
 -25 = (25mm) .984"  
 -30 = (30mm) 1.180"

-SE = Single-Ended  
 -DP = Differential Pair



STACK HEIGHT	A
-19	(14,84) .584
-25	(20,84) .820
-30	(25,84) 1.017

Due to technical progress, all designs, specifications and components are subject to change without notice.

[WWW.SAMTEC.COM](http://WWW.SAMTEC.COM)