



**Product Facts**

- [2.54] .100 Centerlines-14
- Selective gold plating of contacts for high performance at low cost
- Latches (or spring clip) provide for power module retention
- Keyed to insure proper module compatibility
- Glass-filled polyester housing is 94V-0 rated
- Accepts double sided [1.27-1.78] PC boards, .054-.070 thick
- Recognized under the Component Program of Underwriters Laboratories Inc., File No. E28476 
- Certified by Canadian Standards Association, File No. LR 7189 




Part Number 145459-x (designed for: Titania™ Power Modules)

Solder Tail Length	Key Location	No. of Dual Positions	Part Number
3.18 ± 0.51 [.125 ± .020]	9, 10	25	145459-9
	7, 8	25	145459-8
	23, 24	25	145459-7
	19, 20	25	145459-6
	23, 24	35	145459-5
	3, 4	35	145459-4
	17, 18	25	145459-3
	* None	35	145459-2
	* None	25	145459-1

\* Removable key plug 650025-2 required

3.18 [.125] soldertail length  
31 dual positions  
Pin 6 omitted for orientation  
1364125-1 - Key location 13,14  
1364125-2 - Key location 4,5



Part Number 1364125-x (Connector)  
Part Number 1364124-x (Spring Clip)  
Designed for Intel VRM 9.0 Specifications

Power Cabled Power Connectors