


DEC8-140-01-S



HSEC8-130-01-S-D-EM2

(0,80mm) .0315"

HSEC8-EM, DEC8 SERIES

# EDGE MOUNT EDGE RATE™ CARD SOCKET

## SPECIFICATIONS

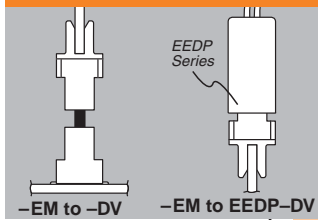
For complete specifications and recommended PCB layouts see [www.samtec.com?HSEC8-EM](http://www.samtec.com?HSEC8-EM)

**Insulator Material:** Liquid Crystal Polymer  
**Contact:** BeCu  
**Plating:** Au or Sn over 50µ" (1,27µm) Ni  
**Current Rating:** 3.1A @ 30°C Temperature Rise (See website for details)  
**Operating Temp:** -55°C to +125°C  
**Card Insertion Depth:** (3,15mm) .125" nominal  
**Lead-Free Solderable:** Yes  
**RoHS Compliant:** Yes



**Note:** Requires PCB thickness of (1,60mm) .062" ±(0,08mm) .003"

## APPLICATIONS



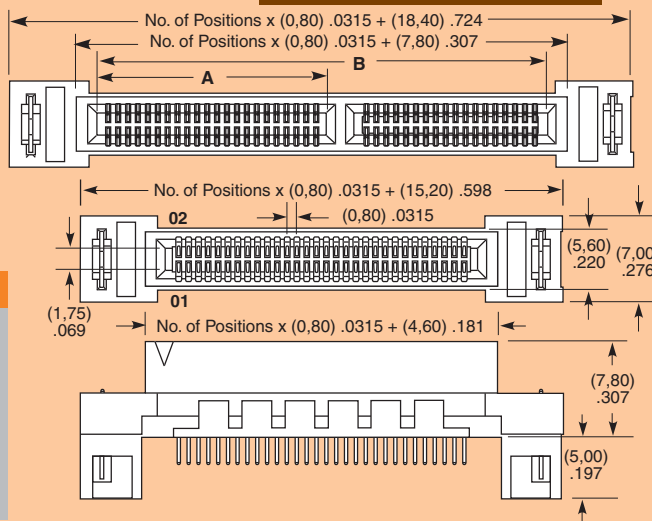
**HSEC8** - **1** POSITIONS PER ROW - **01** PLATING OPTION - **D** - **EM2**

Mates with: (1,60mm) 0.62" thick cards, EEDP, HSC8, HSF8

10, 20, 30, 40, 50, 60

**-S**  
= 30µ" (0,76µm) Gold on contact, Matte Tin on tail

**-EM2**  
= (1,60mm) .062" thick PCB



POSITIONS PER ROW	A	B
40	(18,90) .744	(36,60) 1.441
50	(22,90) .902	(44,60) 1.756
60	(26,90) 1.059	(52,60) 2.071



## ALSO AVAILABLE

Polarized mates for EEDP Series twinax cables

CONNECTOR	CABLE
HSEC8-113	EEDP-08
HSEC8-125	EEDP-16
HSEC8-137	EEDP-24
HSEC8-149	EEDP-32

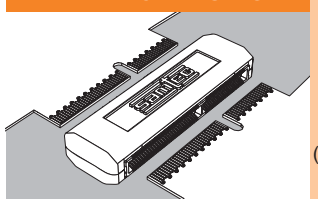
## SPECIFICATIONS

For complete specifications and recommended PCB layouts see [www.samtec.com?DEC8](http://www.samtec.com?DEC8)

**Insulator Material:** Black ABS  
**Contact:** BeCu  
**Plating:** Au or Sn over 50µ" (1,27µm) Ni  
**Current Rating:** 3.1A @ 95°C relative to 125°C (See website for details)  
**Operating Temp:** -55°C to +125°C  
**RoHS Compliant:** Yes



## APPLICATIONS



**Note:** Some lengths, styles and options are non-standard, non-returnable.

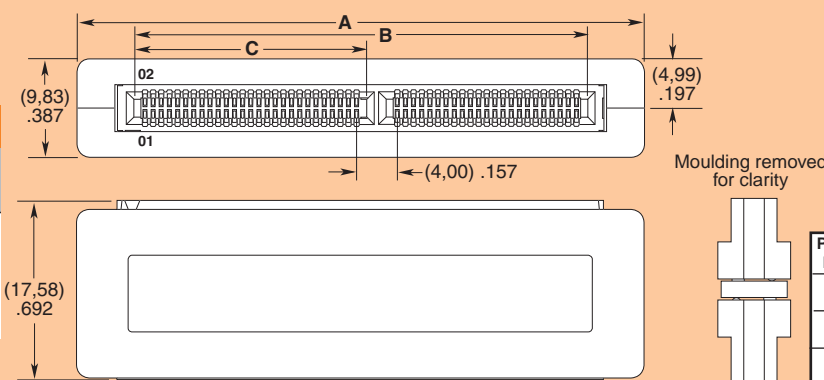
**DEC8** - **1** POSITIONS PER ROW - **01** LEAD STYLE - **PLATING**

Mates with: (1,60mm) .062" thick cards, HSC8

40, 50, 60

**-01**  
= (1,60) .062" Card Thickness

**-S**  
= 30µ" (0,76µm) Gold on contact



**Note:** Other Gold plating options available. Contact Samtec.

POSITIONS PER ROW	A	B	C
40	(47,75) 1.880	(36,60) 1.441	(18,90) .744
50	(55,75) 2.195	(44,60) 1.756	(22,91) .902
60	(63,75) 2.510	(52,60) 2.071	(26,90) 1.059



Due to technical progress, all designs, specifications and components are subject to change without notice.

[WWW.SAMTEC.COM](http://WWW.SAMTEC.COM)