





(0,80mm) .0315"

RU8, HSC8 SERIES



RU8-140-25-SE-S-DV-BL



HSC8-040-02-25-DP



• Board lock option

HIGH SPEED RISER CARD KIT

SPECIFICATIONS

For complete specifications and recommended PCB layouts see www.samtec.com?RU8

Connector:

Insulator Material: Black LCP

Contact: BeCu

Plating: Au or Sn over 50µ" (1,27µm) Ni

Current Rating: 3.1A @ 30°C

Temperature Rise (See website for details)

Operating Temp: -55°C to +125°C

Processing: Lead-Free Solderable: Yes

SMT Lead Coplanarity: (0,10mm) .004" max (40-60)

RoHS Compliant: Yes



Protocols Supported

PCI Express® XAUI, SATA

Download app notes at www.samtec.com/appnote

Contact SIG @ samtec.com for questions on protocols

RU8 - **1** POSITIONS PER ROW - **STACK HEIGHT** - **SIGNAL ROUTING** - **PLATING OPTION** - **DV** - **BL** - **OTHER OPTION**

Note: Some lengths, styles and options are non-standard, non-returnable.

40, 50, 60

-19 = (19mm) .748"

-25 = (25mm) .984"

-30 = (30mm) 1.180"

-SE = Single-Ended

-DP = Differential Pair

-S = 30µ" (0,76µm) Gold on contact, Matte Tin on tail (Plating for connectors)

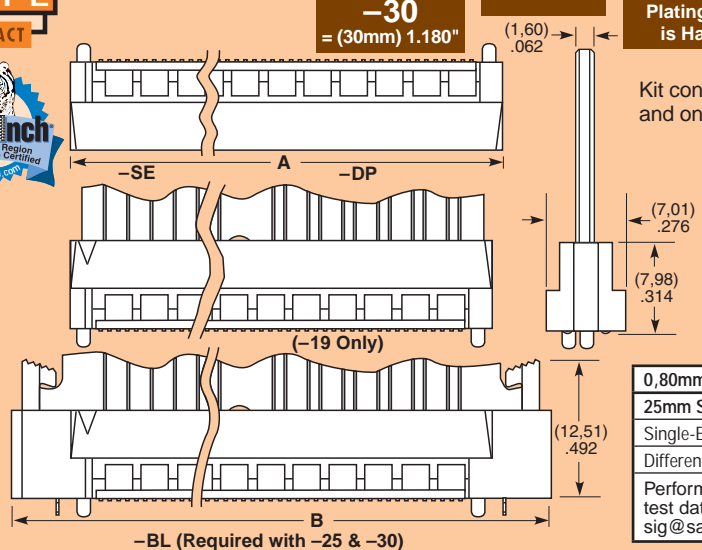
Plating for Card is Hard Gold

-BL = Board Locks (Bottom Socket only) (Not available on -19 stack height)

Leave blank for Trays

-K = (5,50mm) .217" DIA Polyimide Film Pick & Place Pad

-TR = Tape & Reel



Kit contains two connectors and one card. Assembly required.

NO. OF POSITIONS PER SIDE	A	B	-SE TOTAL SIGNAL LINES	-DP TOTAL SIGNAL PAIRS
40	(39,80) 1.567	(50,39) 1.984	40	26
50	(47,80) 1.882	(58,39) 2.299	50	32
60	(55,80) 2.197	(66,40) 2.614	60	38

0,80mm pitch RU8	Rated @ 3dB Insertion Loss
25mm Stack Height	
Single-Ended Signaling	7.5 GHz / 15 Gbps
Differential Pair Signaling	7.5 GHz / 15 Gbps

Performance data for other stack heights and complete test data available at www.samtec.com?RU8 or contact sig@samtec.com

Mates with: HSEC8

SPECIFICATIONS

For complete specifications see www.samtec.com?HSC8

Conductor:

1/2 oz Copper

Contact Area: Hard Gold Plated

Insulator: FR-4

RoHS Compliant: Yes

HSC8 - **NUMBER OF POSITIONS PER SIDE** - **CARD STYLE** - **STACK HEIGHT** - **SIGNAL ROUTING**

-040, -050, -060

-02 = (1,60mm) .062" thick card

-19 = (19mm) .748"

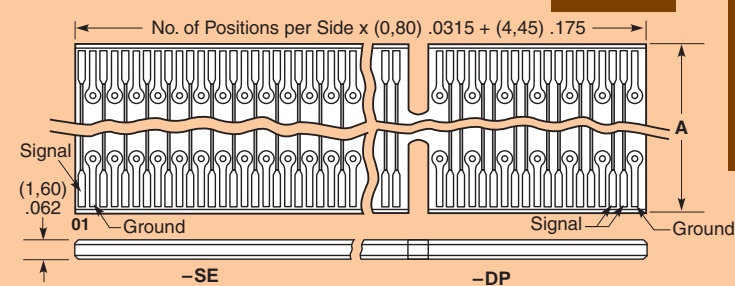
-25 = (25mm) .984"

-30 = (30mm) 1.180"

-SE = Single-Ended

-DP = Differential Pair

NO. OF POSITIONS PER SIDE	-SE TOTAL SIGNAL LINES	-DP TOTAL SIGNAL PAIRS
-040	40	26
-050	50	32
-060	60	38



STACK HEIGHT	A
-19	(14,84) .584
-25	(20,84) .820
-30	(25,84) 1.017

Note: Some sizes, styles and options are non-standard, non-returnable.

Due to technical progress, all designs, specifications and components are subject to change without notice.

WWW.SAMTEC.COM