


DEC8-140-01-S



HSEC8-130-01-S-D-EM2

0,80mm CARD SOCKETS HSEC8-EM, DEC8 SERIES

SPECIFICATIONS

For complete specifications and recommended PCB layouts see www.samtec.com?HSEC8-EM

Insulator Material: Liquid Crystal Polymer
Contact: BeCu
Plating: Au or Sn over 50µ" (1,27µm) Ni
Current Rating: 3.1A @ 30°C Temperature Rise
Operating Temp: -55°C to +125°C
Card Insertion Depth: (3,15mm) .125" nominal
Max Processing Temp: 230°C for 60 seconds, or 260°C for 20 seconds 3x
Lead-Free Solderable: Yes
RoHS Compliant: Yes
Note: Requires PCB thickness of (1,60mm) .062" ±(0,08mm) .003"



HSEC8 - **1** POSITIONS PER ROW - **01** PLATING OPTION - **D** - **EM2**

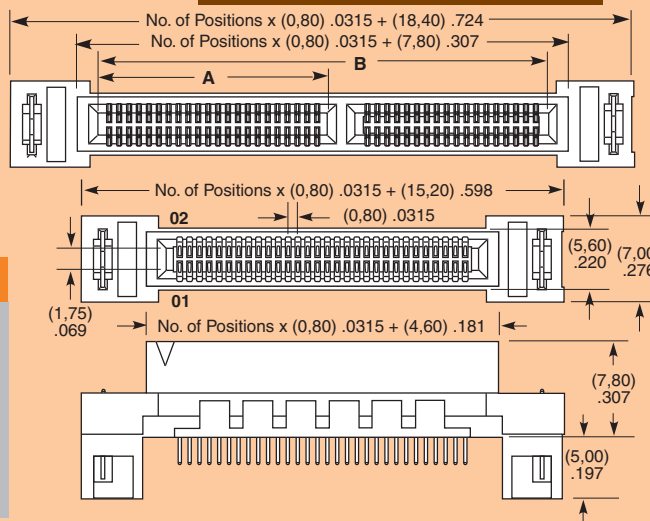
Mates with: (1,60mm) 0.62" thick cards, EEDP, HSC8

10, 20, 30, 40, 50, 60

PLATING OPTION - **D** - **EM2**

-S
= 30µ" (0,76µm) Gold on contact, Matte Tin on tail

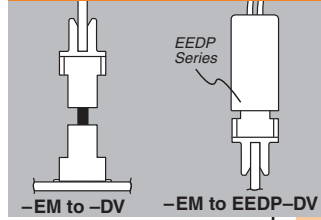
-EM2
= (1,60mm) .062" thick PCB



POSITIONS PER ROW	A	B
40	(18,90) .744	(36,60) 1.441
50	(22,90) .902	(44,60) 1.756
60	(26,90) 1.059	(52,60) 2.071



APPLICATIONS



ALSO AVAILABLE

Polarized mates for EEDP Series twinax cables

CONNECTOR	CABLE
HSEC8-113	EEDP-08
HSEC8-125	EEDP-16
HSEC8-137	EEDP-24
HSEC8-149	EEDP-32

SPECIFICATIONS

For complete specifications and recommended PCB layouts see www.samtec.com?DEC8

Insulator Material: Black ABS
Contact: BeCu
Plating: Au or Sn over 50µ" (1,27µm) Ni
Current Rating: 3.1A @ 95°C relative to 125°C
Operating Temp: -55°C to +125°C
RoHS Compliant: Yes



DEC8 - **1** POSITIONS PER ROW - **01** LEAD STYLE - **PLATING**

Mates with: (1,60mm) .062" thick cards, HSC8

40, 50, 60

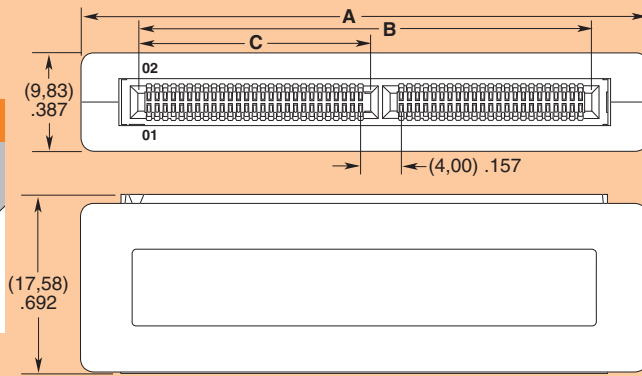
LEAD STYLE - **01**

-01
= (1,60) .062" Card Thickness

PLATING

-S
= 30µ" (0,76µm) Gold on contact

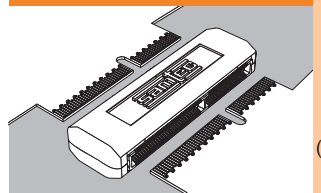
Note: Other Gold plating options available. Contact Samtec.



POSITIONS PER ROW	A	B	C
40	(47,75) 1.880	(36,60) 1.441	(18,90) .744
50	(55,75) 2.195	(44,60) 1.756	(22,91) .902
60	(63,75) 2.510	(52,60) 2.071	(26,90) 1.059



APPLICATIONS



Note: Some lengths, styles and options are non-standard, non-returnable.

Due to technical progress, all designs, specifications and components are subject to change without notice.

WWW.SAMTEC.COM