


DEC8-140-01-S



HSEC8-130-01-S-D-EM2

(0,80mm) .0315"

HSEC8-EM, DEC8 SERIES

EDGE MOUNT EDGE RATE™ CARD SOCKET

SPECIFICATIONS

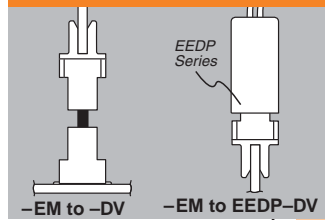
For complete specifications and recommended PCB layouts see www.samtec.com?HSEC8-EM

Insulator Material: Liquid Crystal Polymer
Contact: BeCu
Plating: Au or Sn over 50µ" (1,27µm) Ni
Current Rating: 3.1A @ 30°C Temperature Rise (See website for details)
Operating Temp: -55°C to +125°C
Card Insertion Depth: (3,15mm) .125" nominal
Lead-Free Solderable: Yes
RoHS Compliant: Yes



Note: Requires PCB thickness of (1,60mm) .062" ±(0,08mm) .003"

APPLICATIONS



HSEC8 - **1**

POSITIONS PER ROW - **01**

PLATING OPTION - **D**

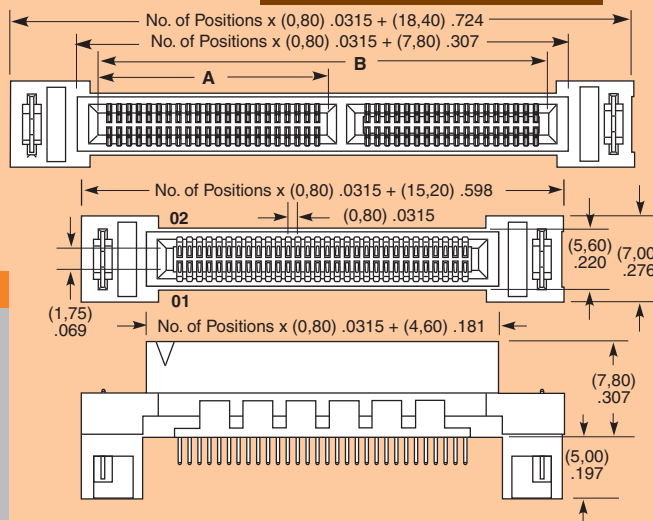
EM2

Mates with: (1,60mm) 0.62" thick cards, EEDP, HSC8, HSF8

10, 20, 30, 40, 50, 60

-S = 30µ" (0,76µm) Gold on contact, Matte Tin on tail

-EM2 = (1,60mm) .062" thick PCB



POSITIONS PER ROW	A	B
40	(18,90) .744	(36,60) 1.441
50	(22,90) .902	(44,60) 1.756
60	(26,90) 1.059	(52,60) 2.071



ALSO AVAILABLE

Polarized mates for EEDP Series twinax cables

CONNECTOR	CABLE
HSEC8-113	EEDP-08
HSEC8-125	EEDP-16
HSEC8-137	EEDP-24
HSEC8-149	EEDP-32

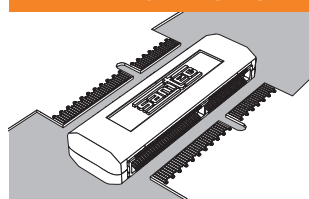
SPECIFICATIONS

For complete specifications and recommended PCB layouts see www.samtec.com?DEC8

Insulator Material: Black ABS
Contact: BeCu
Plating: Au or Sn over 50µ" (1,27µm) Ni
Current Rating: 3.1A @ 95°C relative to 125°C (See website for details)
Operating Temp: -55°C to +125°C
RoHS Compliant: Yes



APPLICATIONS



Note: Some lengths, styles and options are non-standard, non-returnable.

DEC8 - **1**

POSITIONS PER ROW - **01**

LEAD STYLE - **-01**

PLATING - **-S**

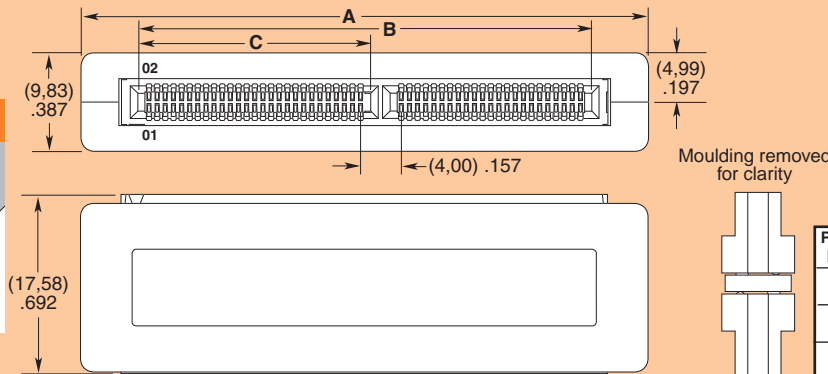
Mates with: (1,60mm) .062" thick cards, HSC8

40, 50, 60

-01 = (1,60) .062" Card Thickness

-S = 30µ" (0,76µm) Gold on contact

Note: Other Gold plating options available. Contact Samtec.



POSITIONS PER ROW	A	B	C
40	(47,75) 1.880	(36,60) 1.441	(18,90) .744
50	(55,75) 2.195	(44,60) 1.756	(22,91) .902
60	(63,75) 2.510	(52,60) 2.071	(26,90) 1.059



Due to technical progress, all designs, specifications and components are subject to change without notice.

WWW.SAMTEC.COM