


RU8-140-25-SE-S-DV-BL



HSC8-040-02-25-DP

0,80mm RISER CARD KIT RU8, HSC8 SERIES

SPECIFICATIONS

For complete specifications and recommended PCB layouts see www.samtec.com?RU8

Connector:

Insulator Material: Black Liquid Crystal Polymer
Contact: BeCu
Plating: Au or Sn over 50µ" (1,27µm) Ni
Current Rating: 3.1A @ 30°C
Temperature Rise: Temperature Rise
Operating Temp: -55°C to +125°C



Processing:

Max Processing Temp: 230°C for 60 seconds, or 260°C for 20 seconds 3x
Lead-Free Solderable: Yes
SMT Lead Coplanarity: (0,10mm) .004" max (40-60)
RoHS Compliant: Yes

RU8 - 1 POSITIONS PER ROW - STACK HEIGHT - SIGNAL ROUTING - PLATING OPTION - DV - BL - OTHER OPTION

Note: Some lengths, styles and options are non-standard, non-returnable.

40, 50, 60

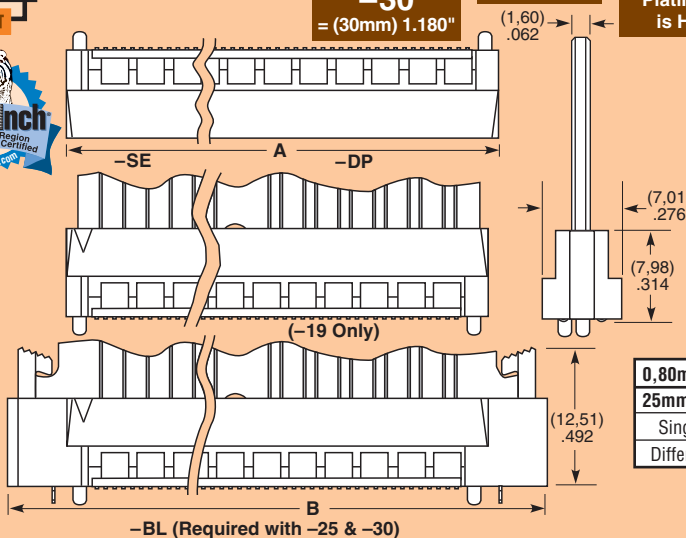
-19
= (19mm) .748"
-25
= (25mm) .984"
-30
= (30mm) 1.180"

-SE
= Single-Ended
-DP
= Differential Pair

-S
= 30µ" (0,76µm) Gold on contact, Matte Tin on tail (Plating for connectors)
Plating for Card is Hard Gold

-BL
= Board Locks (Bottom Socket only) (Not available on -19 stack height)

Leave blank for Trays
-K
= (5,50mm) .217" DIA Polyimide Film Pick & Place Pad
-TR
= Tape & Reel



NO. OF POSITIONS PER SIDE	A	B	-SE TOTAL SIGNAL LINES	-DP TOTAL SIGNAL PAIRS
40	(39,80) 1.567	(50,39) 1.984	40	26
50	(47,80) 1.882	(58,39) 2.299	50	32
60	(55,80) 2.197	(66,40) 2.614	60	38

0,80mm pitch RU8	Rated @ -3dB Insertion Loss
25mm Stack Height	
Single-Ended Signaling	7.5 GHz / 15 Gbps
Differential Pair Signaling	7.5 GHz / 15 Gbps

Kit contains two connectors and one card. Assembly required.

Protocols Supported

PCI Express®
 XAUI, SATA

Download app notes at www.samtec.com/appnote
 Contact SIG @ samtec.com for questions on protocols

Mates with: HSEC8

SPECIFICATIONS

For complete specifications see www.samtec.com?HSC8

Conductor: 1/2 oz Copper
Contact Area: Hard Gold Plated
Insulator: FR-4
RoHS Compliant: Yes

HSC8 - NUMBER OF POSITIONS PER SIDE - CARD STYLE - STACK HEIGHT - SIGNAL ROUTING

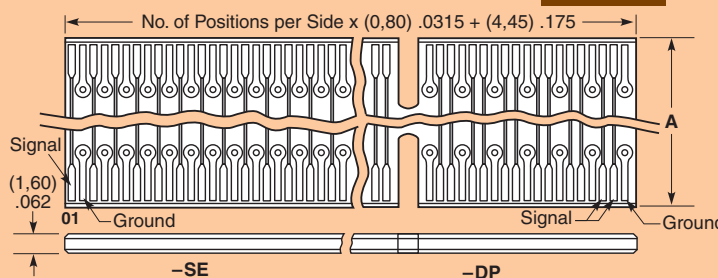
-040, -050, -060

-02
= (1,60mm) .062" thick card

-19
= (19mm) .748"
-25
= (25mm) .984"
-30
= (30mm) 1.180"

-SE
= Single-Ended
-DP
= Differential Pair

NO. OF POSITIONS PER SIDE	-SE TOTAL SIGNAL LINES	-DP TOTAL SIGNAL PAIRS
-040	40	26
-050	50	32
-060	60	38



STACK HEIGHT	A
-19	(14,84) .584
-25	(20,84) .820
-30	(25,84) 1.017

Note: Some sizes, styles and options are non-standard, non-returnable.

Due to technical progress, all designs, specifications and components are subject to change without notice.

WWW.SAMTEC.COM