

(1,00mm) .03937"

MEC1 SERIES

MEC1-120-02-F-D-A

MEC1-130-02-F-D-A

MEC1-140-02-L-D

# MINI EDGE CARD SOCKET

## SPECIFICATIONS

For complete specifications and recommended PCB layouts see [www.samtec.com?MEC1](http://www.samtec.com?MEC1)

**Insulator Material:** Black LCP

**Contact Material:** BeCu

**Plating:** Sn or Au over 50µ"

(1,27µm) Ni

**Operating Temp Range:** -55°C to +125°C

**Current Rating:** 2A @ 80°C ambient

(See website for details)

**Voltage Rating:** 300 VAC

**Insertion Depth:** (5,84mm) .230" to (8,13mm) .320"

**RoHS Compliant:** Yes


**Processing:** Lead-Free Solderable: Yes

**SMT Lead Coplanarity:** (0,10mm) .004" max (05-20)

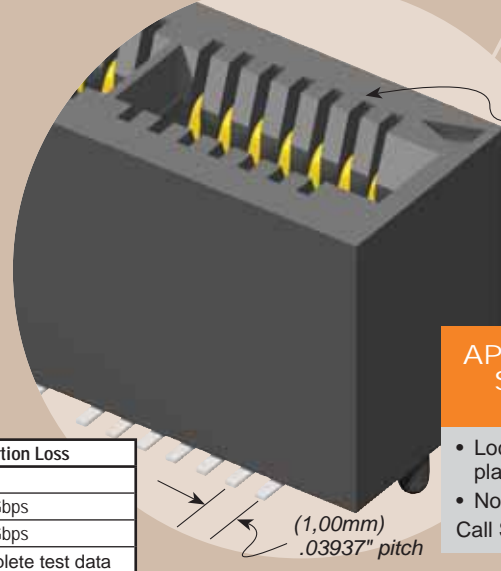
(0,15mm) .006" max (30-70)



**Mates with:** (1,60mm) .062" card



## APPLICATION



Mates with (1,60mm) .062" card

## APPLICATION SPECIFIC OPTION

- Locking Clip (Manual placement required).
- Non-polarized Call Samtec.

1mm MEC1	Rated @ -3dB Insertion Loss
<b>9,19mm Stack Height</b>	
Single-Ended Signaling	5.5 GHz / 11 Gbps
Differential Pair Signaling	6.5 GHz / 13 Gbps

Performance data for other stack heights and complete test data available at [www.samtec.com?MEC1](http://www.samtec.com?MEC1) or contact [sig@samtec.com](mailto:sig@samtec.com)



05, 08, 20, 30, 40, 50, 60, 70

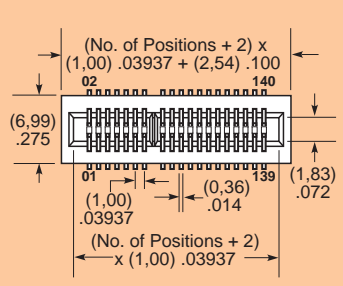
**-F**  
= Gold flash on contact, Matte tin on tail

**-L**  
= 10µ" (0,25µm) Gold on contact, Matte Tin on tail

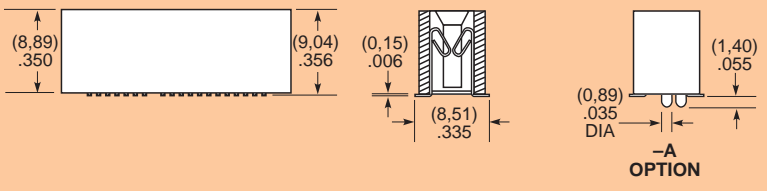
**-A**  
= Alignment Pin metal or plastic at Samtec discretion.

**-K**  
= (7,87mm) .310" DIA Polyimide film Pick & Place Pad

**-TR**  
= Tape & Reel



POSITIONS PER ROW	POLARIZED POSITIONS (No Contact)
05	3, 4
08	5, 6
20	15, 16
30	21, 22
40	31, 32
50	41, 42
60	31, 32, 63 & 64
70	53, 54, 115 & 116



**Note:** Other Gold plating options available. Contact Samtec.

**Note:** Some sizes, styles and options are non-standard, non-returnable.

Due to technical progress, all designs, specifications and components are subject to change without notice.

[WWW.SAMTEC.COM](http://WWW.SAMTEC.COM)