

(0,80mm) .0315"

HSEC8-DV SERIES

# VERTICAL EDGE RATE™ CARD SOCKET

## SPECIFICATIONS

For complete specifications and recommended PCB layouts see [www.samtec.com?HSEC8-DV](http://www.samtec.com?HSEC8-DV)

### Insulator Material:

Black Liquid Crystal Polymer



### Contact:

BeCu  
Plating:  
Au or Sn over 50µ" (1,27µm) Ni



### Current Rating:

3.1A @ 30°C Temperature Rise (See website for details)

### Operating Temp:

-55°C to +125°C

### Card Insertion Depth:

(3,15mm) .125" nominal

### RoHS Compliant:

Yes

### Processing:

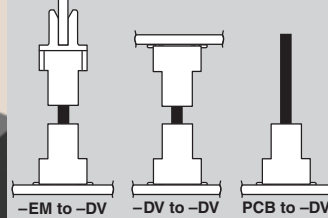
**Max Processing Temp:**  
230°C for 60 seconds, or  
260°C for 20 seconds 3x  
**Lead-Free Solderable:** Yes  
**SMT Lead Coplanarity:**  
(0,10mm) .004" max (10-60)

Mates with:  
1,6mm thick cards,  
EEDP, HSC8, HSF8

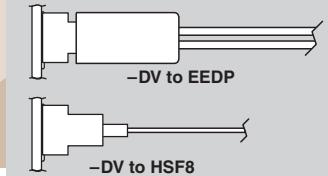


0,80mm HSEC8	Rated @ -3dB Insertion Loss
7,98mm Stack Height	
Single-Ended Signaling	8 GHz / 16 Gbps
Differential Pair Signaling	10.5 GHz / 21 Gbps
For complete test data go to <a href="http://www.samtec.com?HSEC8">www.samtec.com?HSEC8</a> or contact <a href="mailto:sig@samtec.com">sig@samtec.com</a>	

## BOARD-TO-BOARD APPLICATIONS

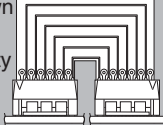


## HIGH SPEED CABLE & FLEX APPLICATIONS



## STANDARD & CUSTOM CARDS AVAILABLE

- Standard high speed interface cards for 19mm, 25mm & 30mm mated heights, single-ended & differential applications. See HSC8 Series.
- Custom cards for low-cost stack height customization
- Samtec supplied card layout/artwork to make your own cards
- Specialty card shapes



## APPLICATION SPECIFIC OPTION



Guide Rails. Call Samtec.

Note: Other Gold plating options available. Contact Samtec.

Note: Some lengths, styles and options are non-standard, non-returnable.

HSEC8 - 1 POSITIONS PER ROW - CARD THICKNESS - PLATING OPTION - DV - A - OTHER OPTION

10, 13, 20, 25, 30, 37, 40, 49, 50, 60

-01 = (1,60mm) .062" thick card

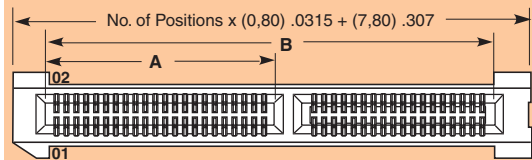
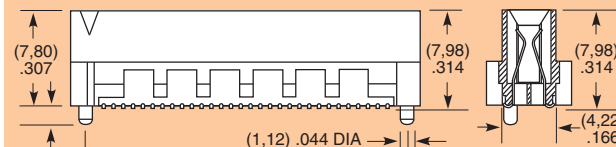
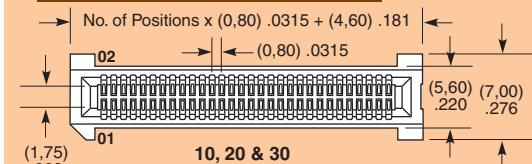
-S = 30µ" (0,76µm) Gold on contact, Matte Tin on tail

-K = (5,50mm) .217" DIA Polyimide Film Pick & Place Pad

-TR = Tape & Reel Packaging

-L = Latching Option (For use with EEDP.) (13, 25, 37, 49 only)

-BL = Board Locks (40, 50, 60 only) (Other sizes available. Contact Samtec)



CONNECTOR	CABLE*
HSEC8-113	EEDP-08
HSEC8-125	EEDP-16
HSEC8-137	EEDP-24
HSEC8-149	EEDP-32

POSITIONS PER ROW	A	B
13*	(6,10) .240	(15,00) .591
25*	(6,10) .240	(24,60) .969
37*	(18,10) .713	(34,20) 1.346
40	(18,90) .744	(36,60) 1.441
49*	(22,90) .902	(43,80) 1.724
50	(22,90) .902	(44,60) 1.756
60	(26,90) 1.059	(52,60) 2.071

Positions where no dimensions are given do not have keying feature.  
\*Mates with EEDP Series.

Due to technical progress, all designs, specifications and components are subject to change without notice.

WWW.SAMTEC.COM

SAMTEC USA • Tel: 1-800-SAMTEC-9 or 812-944-6733 SAMTEC SILICON VALLEY • Tel: 408-395-5900 SAMTEC SOUTHERN CALIFORNIA • Tel: 1-800-726-8329 SAMTEC UK • Tel: 44 01236 739292  
 SAMTEC GERMANY • Tel: +49 (0) 89 / 89466-0 SAMTEC FRANCE • Tel: 33 01 60 95 06 60 SAMTEC ITALY • Tel: 39 039 6890337 SAMTEC NORDIC/BALTIC • Tel: +46-84477280 SAMTEC BENELUX • Tel: 44 01236 739292  
 SAMTEC ISRAEL • Tel: 972-3-7526600 SAMTEC INDIA • Tel: +91-80-3272 1612 SAMTEC ASIA PACIFIC • Tel: 65 6745-5955 SAMTEC JAPAN • Tel: 045-475-1385 SAMTEC CHINA • Tel: 86-21-61103786  
 SAMTEC TAIWAN • Tel: 886-2-2735-6109 SAMTEC HONG KONG • Tel: 852-26904858 SAMTEC KOREA • Tel: 82-31-717-5685 SAMTEC SOUTH AFRICA • Tel: 27 11 452 8112 SAMTEC ANZ • Tel: 613 9512 7747