CSF-210

samtec

TIGER EYE™ DISCRETE

(1,27mm) .050"

SFSS, SFSST, SFSD, SFSDT SERIES



TIGER EYE™ DISCRETE WIRE CABLES

SPECIFICATIONS

For complete specifications see www.samtec.com?SFSS, www.samtec.com?SFSD, www.samtec.com?SFSDT or www.samtec.com?SFSST

Insulator Material:
Black LCP
Contact Material:
BeCu
Plating:
Au over 50µ" (1,27µm) Ni
Operating Temp Range:
-55°C to +80°C (PVC)
-55°C to +125°C (*Teflon®)
Voltage Rating:
275 VAC (PVC)
235 VAC (*Teflon®)
Wire: 28 or 30 AWG
RoHS Compliant:
Yes

Mates with:
TFM, TFC
(–SR & –DR requires –WT option)

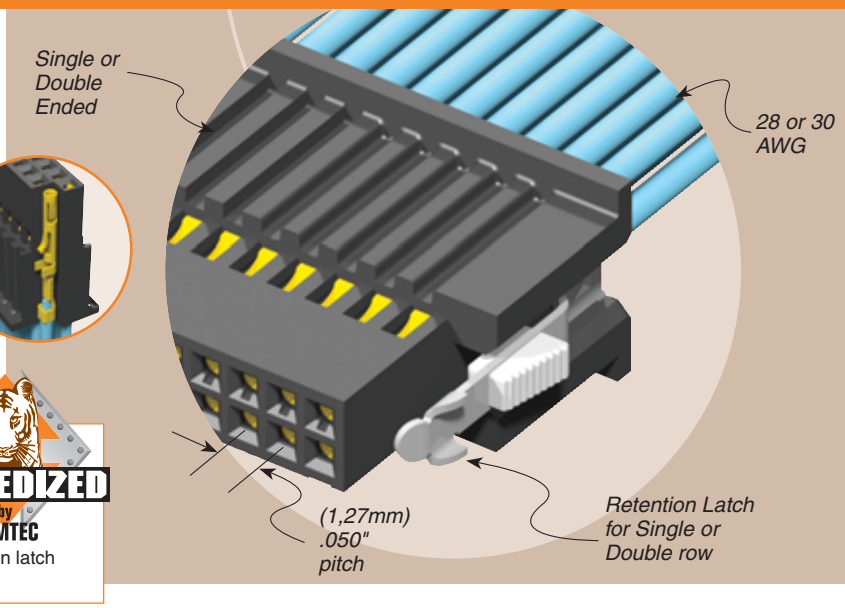

RUGGEDIZED by SAMTEC
• Retention latch option

CURRENT RATING	
AMBIENT TEMP	SFSD/TFC
20°C	3.7A
40°C	3.4A
60°C	2.9A
95°C	1.9A
6 POSITIONS (2x3) 28 AWG POWERED	

–SR/–DR APPLICATIONS

When Mated to TFM-WT

Terminal/Housing Retention	
Min	(22,25N) 5.0 lb
Max	(26,52N) 5.96 lb
Avg	(24,34N) 5.47 lb

Wire/Crimp Retention	
Min	(20,47N) 4.6 lb
Max	(36,49N) 8.2 lb
Avg	(29,95N) 6.73 lb

APPLICATION SPECIFIC OPTION

- Locking feature available for mating to the TFML Series
- Color coded cable available (*Teflon® N/A)
- Other plating options available

Call Samtec.

*Teflon® is a trademark of Dupont.

Note: Some lengths, styles and options are non-standard, non-returnable.

TYPE STRIP

SFSS = Single Row PVC Cable

SFSST = Single Row *Teflon® Cable

SFSD = Double Row PVC Cable

SFSDT = Double Row *Teflon® Cable

POSITIONS PER ROW

–05, –07, –10, –15, –20, –25, –30, –35, –40, –45, –50
(Call Samtec for other sizes)

WIRE GAUGE

–30 = 30 AWG

–28 = 28 AWG

PLATING OPTION

–G = 10µ" (0,25µm) Gold on contact, Gold Flash on balance

ASSEMBLED LENGTH

–"XX.XX" = Assembled Length in Inches
(76,20mm) 03.00" min. for –S end option
(82,60mm) 03.25" min. for –D end option

END OPTION

–S = Single Ended

–D = Double Ended

–SL* = Single Ended with Friction Lock

–DL* = Double Ended with Friction Lock

–SR = Single Ended with Retention Latch (TFM –WT option required for mating)

–DR = Double Ended with Retention Latch (TFM –WT option required for mating)

*–05 & –07 positions not available.

END 2 OPTION

Requires –D, –DR or –DL (End No. 1 Notch Up).

–NUS = Notch up, straight

–NDS = Notch down, straight

–NUX = Notch up, crossed (SFSD/ SFSDT only)

–NDX = Notch down, crossed (SFSD/ SFSDT only)

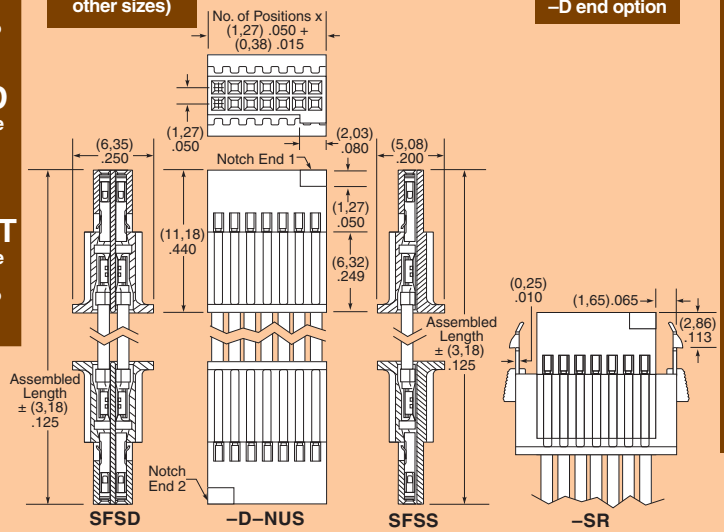

Due to technical progress, all designs, specifications and components are subject to change without notice.

WWW.SAMTEC.COM

SAMTEC USA • Tel: 1-800-SAMTEC-9 or 812-944-6733 SAMTEC SILICON VALLEY • Tel: 408-395-5900 SAMTEC SOUTHERN CALIFORNIA • Tel: 1-800-726-8329
SAMTEC AMERICA LATINA COMERCIO EXTERIOR LTDA • Tel: (+55 31) 3786 3227 SAMTEC UNITED KINGDOM • Tel: 44 01236 739292 SAMTEC GERMANY • Tel: +49 (0) 89 / 89460-0
SAMTEC FRANCE • Tel: 33 01 60 95 06 60 SAMTEC ITALY • Tel: 39 039 6890337 SAMTEC NORDIC/BALTIC • Tel: +46-84477280 SAMTEC BENELUX • Tel: 44 01236 739292 SAMTEC ISRAEL • Tel: 972-3-7526600
SAMTEC INDIA • Tel: +91-80-3272 1612 SAMTEC ASIA PACIFIC • Tel: 65 6745-5955 SAMTEC JAPAN • Tel: 045-475-1385 SAMTEC CHINA • Tel: 86-21-61103766 SAMTEC TAIWAN • Tel: 886-2-2735-6109
SAMTEC HONG KONG • Tel: 852-2804 4458 SAMTEC KOREA • Tel: 82-31-717-5685 SAMTEC ANZ • Tel: 613 9512 7747 SAMTEC SOUTH AFRICA • Tel: 27 11 452 8112

Downloaded from Elcodis.com electronic components distributor