

IDMD-24-S-12.00-G

(2,54mm) .100"

IDSS, IDSD, IDMS, IDMD SERIES

SLIM BODY FLAT RIBBON IDC CABLES

SPECIFICATIONS

IDSS, IDSD

For complete specifications see www.samtec.com?IDSS or www.samtec.com?IDSD

Insulator Material:

Black Glass Filled Polyester



Plating:

Au over 50µ" (1,27µm) Ni or Sn over 100µ" (2,54µm) Cu or 50µ" (1,27µm) Ni

Wire:

28 AWG 7/36 stranded Tinned Copper

Temperature Range:

-20°C to +105°C (Rainbow Cable)
-40°C to +105°C (Gray Cable)

Contact:

BeCu

Current Rating:

1A

Contact Resistance:

15 mΩ max delta from initial

Lead Size Range:

(0,56mm) .022" SQ to (0,71mm) .028" SQ

Lead Insertion Depth:

(5,59mm) .220" to (6,22mm) .245"

Insertion Force:

(Single contact only)

4oz avg.

((0,64mm) .025" SQ probe)

Withdrawal Force:

(Single contact only)

3oz avg.

((0,64mm) .025" SQ probe)

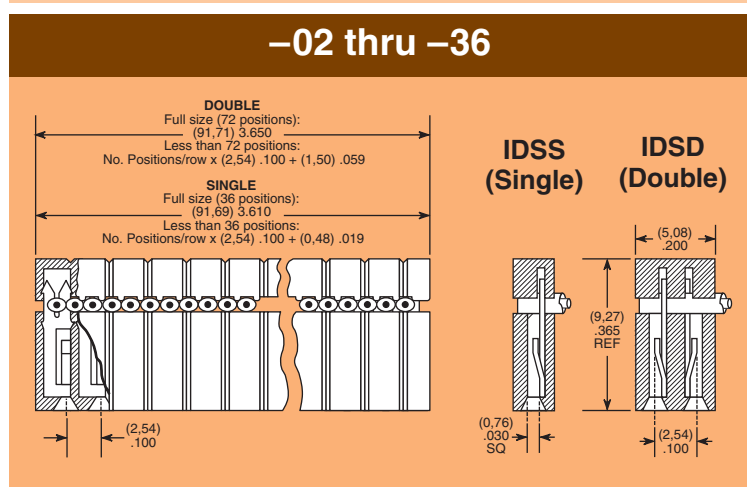
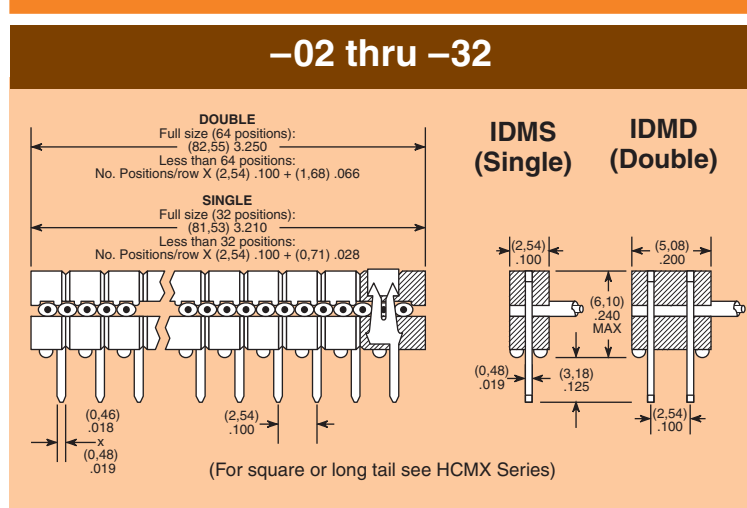
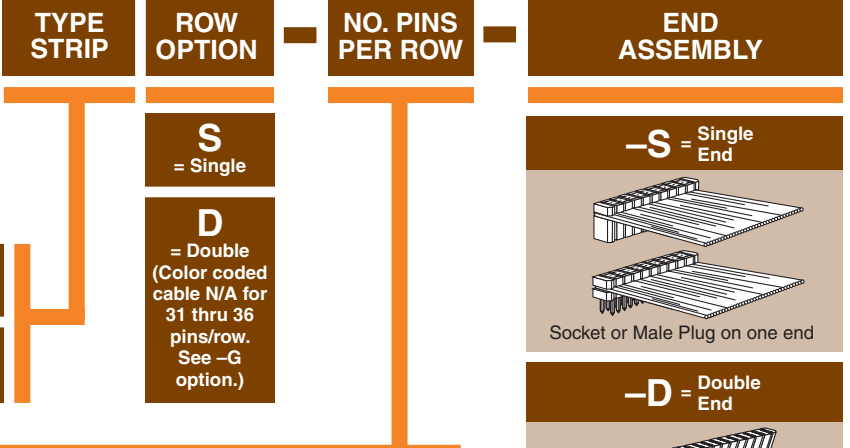
RoHS Compliant: Yes

Mates with:

TSW, MTSW, TSM, EJH, PHT

IDSD Mates with:

TST, HTST, ZST



SPECIFICATIONS

IDMS, IDMD

For complete specifications see www.samtec.com?IDMS or www.samtec.com?IDMD

Insulator Material:

Black Glass Filled Polyester



Plating:

Au over 50µ" (1,27µm) Ni or Sn over 100µ" (2,54µm) Cu or 50µ" (1,27µm) Ni

Wire:

28 AWG 7/36 stranded Tinned Copper

Temperature Range:

-20°C to +105°C (Rainbow Cable)
-40°C to +105°C (Gray Cable)

Terminal:

Phosphor Bronze

Current Rating:

1A

RoHS Compliant: Yes


Note:

This Series is non-standard, non-returnable.

ALSO AVAILABLE


Molded-To-Position IDC Assemblies

- Low Profile
 - Skinny side locks
 - Dual beam contacts
 - Single and double row
 - (6,35mm) .025" square and (5,84mm) .230" length tail available
- Call Samtec for HCXX Series.




Due to technical progress, all designs, specifications and components are subject to change without notice.

WWW.SAMTEC.COM



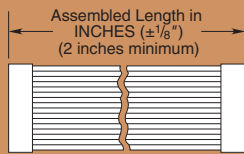
IDSD-24-S-05.00



IDSD-05-D-04.25-S02

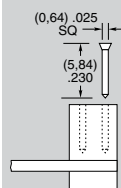
ASSEMBLED LENGTH

— “XX.XX”
= Assembled Length



OPTION

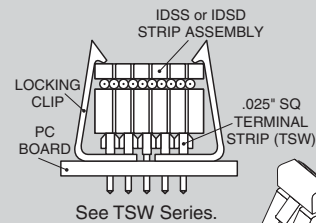
POLARIZING KEY



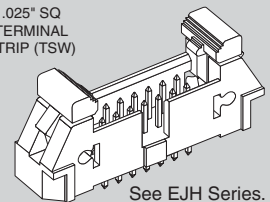
Optional polarizing key for use with IDSS & IDSD Series. Also polarizes SSW, SSQ, ESW & ESQ Series. Black High Temperature Thermoplastic

Order: Part Number PK-01-06 (Available in wheels of six each)

EJECTOR HEADERS & LOCKING CLIPS



See TSW Series.



See EJH Series.



- Ejector headers
- Locking clips

—T = Tin Plating (Both ends)

—C = Tin IDM = 10µm (0,25µm) Gold IDS (-T End Assembly Required)

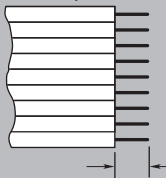
—A = 10µm (0,25µm) Gold IDM = Tin IDS (-T End Assembly Required)

Standard plating is selective gold over BeCu contact for IDS; Selective gold over phosphor bronze for IDM.

1

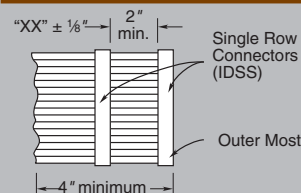
—ST “X” = Stripped & Tinned

Specify Suffix from table. All dimensions are ± 1/16". Not available in 28 positions and higher.



4

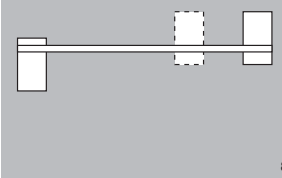
—S “XX” = Daisy Chain Single



When mating double row connector with two single row connectors, the outer most single will be connected to Conductor #1 and the inside single to Conductor #2.

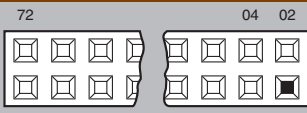
7

—R = Reversed



8

—P “XX” = Polarized

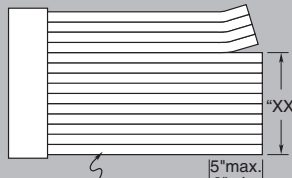


Specify “XX” as position. For Double the same position will be polarized on both ends. (Not available on IDM or EDM, unless transfer, then only the socket is polarized.)

2

—B “XX” = Breakout

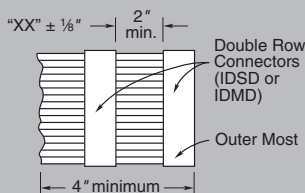
Specify “XX” as number of conductors to be broken out.



Breakout starts with Number 1 lead indicated by brown wire or red stripe. Shown on top side.

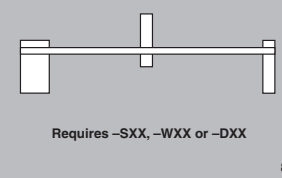
5

—D “XX” = Daisy Chain, Double



7

—M = Middle Reversed



8

—G = Gray Cable

Specify -G for Gray cable. Gray cable has one red edge. IDSS and IDMS uses .100" centerline cable. IDSD and IDMD uses .050" centerline cable. Cable is 28 AWG 7/36 copper wire. Standard cable is same as above except color coded.

3

—RW = Reversed Wiring

#1 wire opposite position #1.

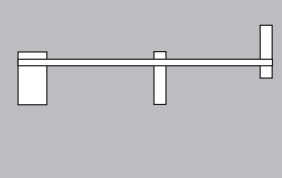
6

—W “XX” = Wiring Reversed Daisy Chain, Single

Same as -S “XX” except outer strip connected to Conductor #2 and inside strip connected to Conductor #1.

7

—O = Outside Reversed



8

Due to technical progress, all designs, specifications and components are subject to change without notice.

WWW.SAMTEC.COM

SAMTEC USA • Tel: 1-800-SAMTEC-9 or 812-944-6733 SAMTEC SILICON VALLEY • Tel: 408-395-5900 SAMTEC SOUTHERN CALIFORNIA • Tel: 1-800-726-8329
 SAMTEC AMERICA LATINA COMERCIO EXTERIOR LTDA • Tel: (+55 31) 3786 3227 SAMTEC UNITED KINGDOM • Tel: 44 01236 739292 SAMTEC GERMANY • Tel: +49 (0) 89 / 89460-0
 SAMTEC FRANCE • Tel: 33 01 60 95 06 60 SAMTEC ITALY • Tel: 39 039 8890337 SAMTEC NORDIC/BALTIC • Tel: +46-84477280 SAMTEC BENELUX • Tel: 44 01236 739292 SAMTEC ISRAEL • Tel: 972-3-7526600
 SAMTEC INDIA • Tel: +91-80-3272 1612 SAMTEC ASIA PACIFIC • Tel: 65 6745-5955 SAMTEC JAPAN • Tel: 045-475-1385 SAMTEC CHINA • Tel: 86-21-61103766 SAMTEC TAIWAN • Tel: 886-2-2735-6109
 SAMTEC HONG KONG • Tel: 852-2600-9858 SAMTEC KOREA • Tel: 82-31-717-5685 SAMTEC ANZ • Tel: 613 9512 7747 SAMTEC SOUTH AFRICA • Tel: 27 11 452 8112