

(2,54mm) .100"

IDSS, IDSD, IDMS, IDMD SERIES

IDMD-24-S-12.00-G

# SLIM BODY FLAT RIBBON IDC CABLES

## SPECIFICATIONS

### IDSS, IDSD

For complete specifications see [www.samtec.com?IDSS](http://www.samtec.com?IDSS) or [www.samtec.com?IDSD](http://www.samtec.com?IDSD)

#### Insulator Material:

Black Glass Filled Polyester



#### Plating:

Au over 50µ" (1,27µm) Ni or Sn over 100µ" (2,54µm) Cu or 50µ" (1,27µm) Ni

#### Wire:

28 AWG 7/36 stranded Tinned Copper

#### Temperature Range:

-20°C to +105°C (Rainbow Cable)

-40°C to +105°C (Gray Cable)

#### Contact:

BeCu

#### Current Rating:

1A

#### Contact Resistance:

15 mΩ max delta from initial

#### Lead Size Range:

(0,56mm) .022" SQ to

(0,71mm) .028" SQ

#### Lead Insertion Depth:

(5,59mm) .220" to

(6,22mm) .245"

#### Insertion Force:

(Single contact only)

4oz avg.

(0,64mm) .025" SQ probe)

#### Withdrawal Force:

(Single contact only)

3oz avg.

(0,64mm) .025" SQ probe)

RoHS Compliant: Yes

## SPECIFICATIONS

### IDMS, IDMD

For complete specifications see [www.samtec.com?IDMS](http://www.samtec.com?IDMS) or [www.samtec.com?IDMD](http://www.samtec.com?IDMD)

#### Insulator Material:

Black Glass Filled Polyester



#### Plating:

Au over 50µ" (1,27µm) Ni or Sn over 100µ" (2,54µm) Cu or 50µ" (1,27µm) Ni

#### Wire:

28 AWG 7/36 stranded Tinned Copper

#### Temperature Range:

-20°C to +105°C (Rainbow Cable)

-40°C to +105°C (Gray Cable)

#### Terminal:

Phosphor Bronze

#### Current Rating:

1A

#### RoHS Compliant:

Yes

#### Note:

This Series is non-standard, non-returnable.

Mates with:  
TSW, MTSW,  
TSM, EJH, PHT

IDSD Mates with:  
TST, HTST, ZST

TYPE  
STRIP

ROW  
OPTION

NO. PINS  
PER ROW

END  
ASSEMBLY

IDM

= Standard Tail Male Plug

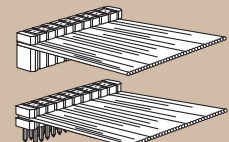
IDS

= Socket

S  
= Single

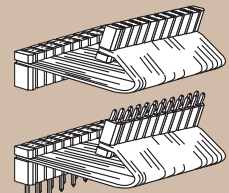
D  
= Double  
(Color coded  
cable N/A for  
31 thru 36  
pins/row.  
See -G  
option.)

-S = Single  
End



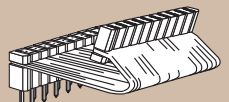
Socket or Male Plug on one end

-D = Double  
End



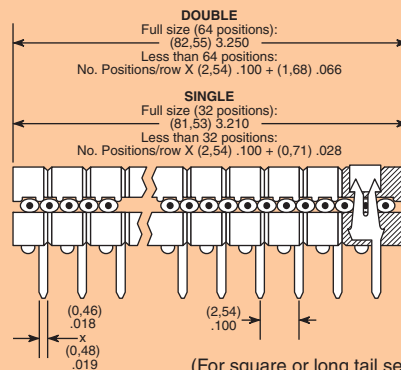
Socket or Male Plug on each end

-T = Transfer  
End



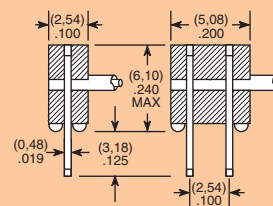
Male Plug on one end with socket on other. Begin part number with IDM.

-02 thru -32

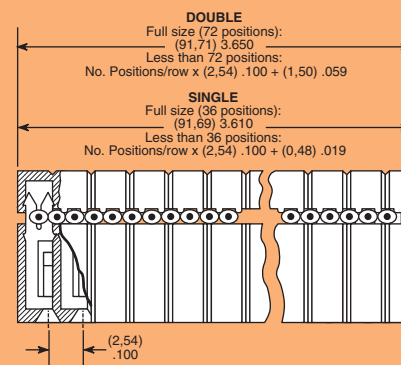


IDMS  
(Single)

IDMD  
(Double)

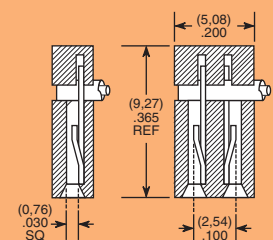


-02 thru -36



IDSS  
(Single)


IDSD  
(Double)



## ALSO AVAILABLE

### Molded-To-Position IDC Assemblies


- Low Profile
  - Skinny side locks
  - Dual beam contacts
  - Single and double row
  - (6,35mm) .025" square and (5,84mm) .230" length tail available
- Call Samtec for HCXX Series.




Due to technical progress, all designs, specifications and components are subject to change without notice.

WWW.SAMTEC.COM

SAMTEC USA • Tel: 1-800-SAMTEC-9 or 812-944-6733 SAMTEC SILICON VALLEY • Tel: 408-395-5900 SAMTEC SOUTHERN CALIFORNIA • Tel: 1-800-726-8329  
SAMTEC AMERICA LATINA COMERCIO EXTERIOR LTDA • Tel: (+55 31) 3786 3227 SAMTEC UNITED KINGDOM • Tel: 44 01236 739292 SAMTEC GERMANY • Tel: +49 (0) 89 / 89460-0  
SAMTEC FRANCE • Tel: 33 01 60 95 06 60 SAMTEC ITALY • Tel: 39 039 6890337 SAMTEC NORDIC/BALTIC • Tel: +46-84477280 SAMTEC BENELUX • Tel: 44 01236 739292 SAMTEC ISRAEL • Tel: 972-3-7526600  
SAMTEC INDIA • Tel: +91-80-3272 1612 SAMTEC ASIA PACIFIC • Tel: 65 6745-5955 SAMTEC JAPAN • Tel: 045-475-1385 SAMTEC CHINA • Tel: 86-21-61103766 SAMTEC TAIWAN • Tel: 886-2-2735-6109  
SAMTEC HONG KONG • Tel: 852-2600-9858 SAMTEC KOREA • Tel: 82-31-717-5685 SAMTEC ANZ • Tel: 613 9512 7747 SAMTEC SOUTH AFRICA • Tel: 27 11 452 8112



IDSD-24-S-05.00

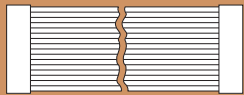


IDSD-05-D-04.25-S02

## ASSEMBLED LENGTH

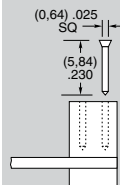
— “XX.XX”  
= Assembled Length

Assembled Length in INCHES ( $\pm 1/8"$ )  
(2 inches minimum)



## OPTION

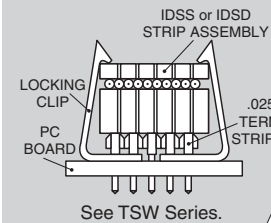
### POLARIZING KEY



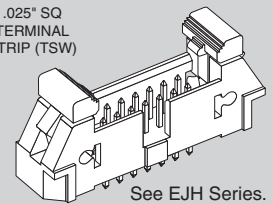
Optional polarizing key for use with IDSS & IDSD Series. Also polarizes SSW, SSQ, ESW & ESQ Series. Black High Temperature Thermoplastic

Order: Part Number PK-01-06  
(Available in wheels of six each)

## EJECTOR HEADERS & LOCKING CLIPS



See TSW Series.



See EJJ Series.



- Ejector headers
- Locking clips

—T = Tin Plating  
(Both ends)

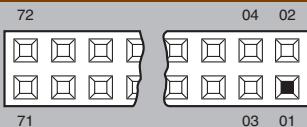
—C = Tin IDM  
= 10μ" (0.25μm) Gold IDS  
(-T End Assembly Required)

—A = 10μ" (0.25μm) Gold IDM  
= Tin IDS  
(-T End Assembly Required)

Standard plating is selective gold over BeCu contact for IDS; Selective gold over phosphor bronze for IDM.

1

—P “XX”  
= Polarized



Specify “XX” as position. For Double the same position will be polarized on both ends. (Not available on IDM or EDM, unless transfer, then only the socket is polarized.)

2

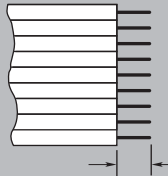
—G  
= Gray Cable

Specify -G for Gray cable. Gray cable has one red edge. IDSS and IDMS uses .100" centerline cable. IDSD and IDMD uses .050" centerline cable. Cable is 28 AWG 7/36 copper wire. Standard cable is same as above except color coded.

3

—ST “X”  
= Stripped & Tinned

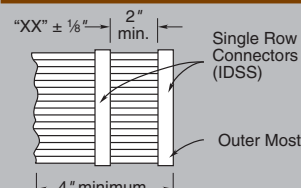
Specify Suffix from table.  
All dimensions are  $\pm 1/16"$ .  
Not available in 28 positions and higher.



—ST8	1/8" (3,18)
—ST4	1/4" (6,35)
—ST2	1/2" (12,70)
—ST3	3/8" (9,53)

4

—S “XX”  
= Daisy Chain Single



When mating double row connector with two single row connectors, the outer most single will be connected to Conductor #1 and the inside single to Conductor #2.

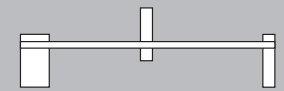
7

—R  
= Reversed



8

—M  
= Middle Reversed



Requires -SXX, -WXX or -DXX

8

—O  
= Outside Reversed

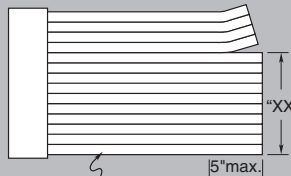


Requires -SXX, -WXX or -DXX

8

—B “XX”  
= Breakout

Specify “XX” as number of conductors to be broken out.



Breakout starts with Number 1 lead indicated by brown wire or red stripe. Shown on top side.

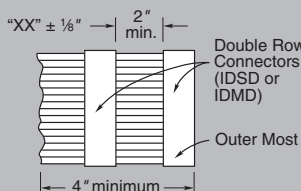
5

—RW  
= Reversed Wiring

#1 wire opposite position #1.

6

—D “XX”  
= Daisy Chain, Double



7

—W “XX”  
= Wiring Reversed  
Daisy Chain, Single

Same as -S “XX” except outer strip connected to Conductor #2 and inside strip connected to Conductor #1.

7

Due to technical progress, all designs, specifications and components are subject to change without notice.

WWW.SAMTEC.COM

SAMTEC USA • Tel: 1-800-SAMTEC-9 or 812-944-6733 SAMTEC SILICON VALLEY • Tel: 408-395-5900 SAMTEC SOUTHERN CALIFORNIA • Tel: 1-800-726-8329  
SAMTEC AMERICA LATINA COMERCIO EXTERIOR LTDA • Tel: (+55 31) 3786 3227 SAMTEC UNITED KINGDOM • Tel: 44 01236 739292 SAMTEC GERMANY • Tel: +49 (0) 89 / 89460-0  
SAMTEC FRANCE • Tel: 33 01 60 95 06 60 SAMTEC ITALY • Tel: 39 039 6890337 SAMTEC NORDIC/BALTIC • Tel: +46-84477280 SAMTEC BENELUX • Tel: 44 01236 739292 SAMTEC ISRAEL • Tel: 972-3-7526600  
SAMTEC INDIA • Tel: +91-80-3272 1612 SAMTEC ASIA PACIFIC • Tel: 65 6745-5955 SAMTEC JAPAN • Tel: 045-475-1385 SAMTEC CHINA • Tel: 86-21-61103766 SAMTEC TAIWAN • Tel: 886-2-2735-6109  
SAMTEC HONG KONG • Tel: 852-26009858 SAMTEC KOREA • Tel: 82-31-717-5685 SAMTEC ANZ • Tel: 613 9512 7747 SAMTEC SOUTH AFRICA • Tel: 27 11 452 8112