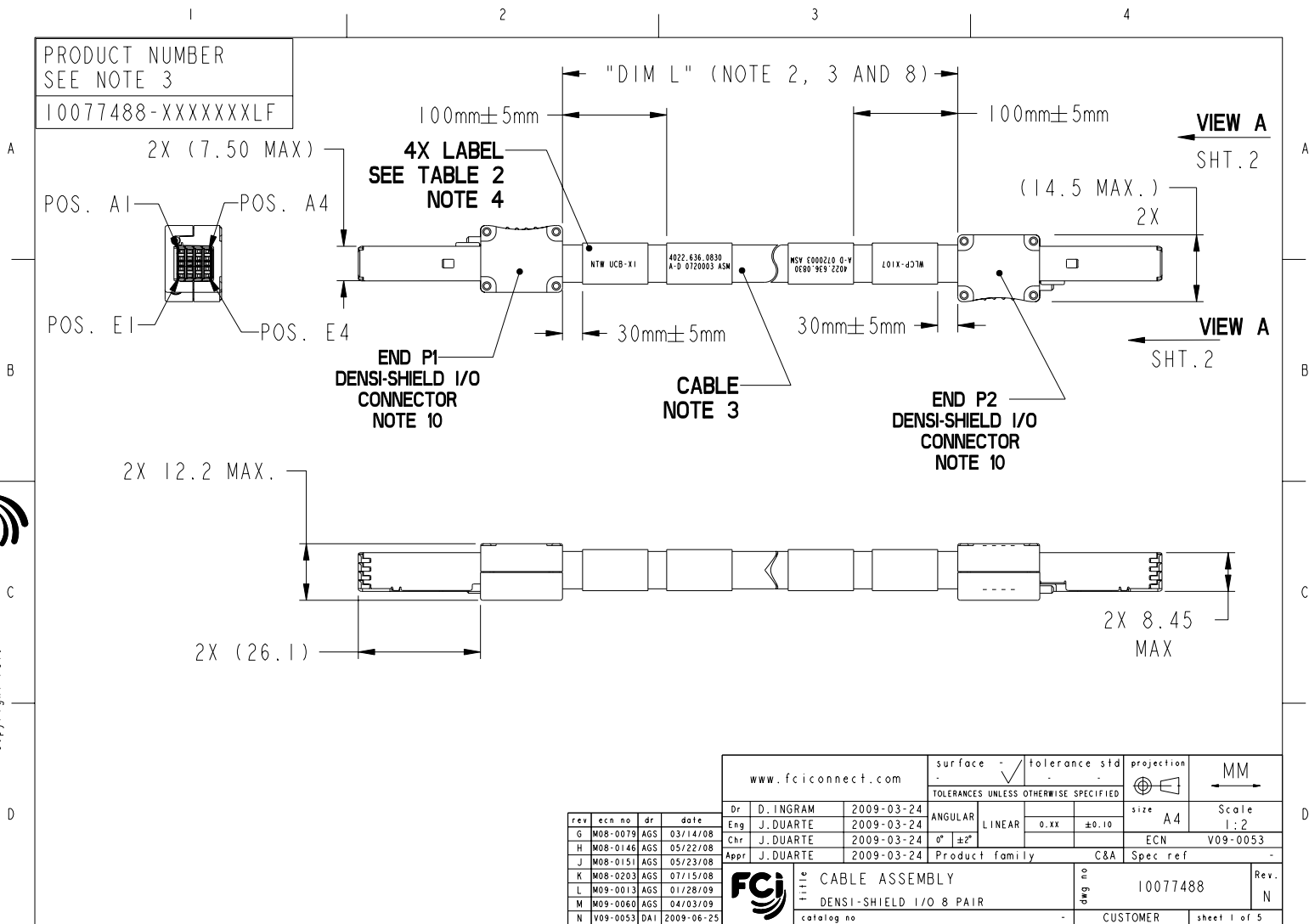

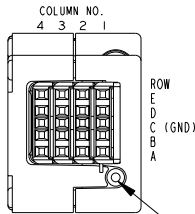


PRODUCT NUMBER
SEE NOTE 3
10077488-XXXXXXXXLF



www.fciconnect.com		surface	tolerance std	projection	MM
		ANGULAR	TOLERANCES UNLESS OTHERWISE SPECIFIED	size A4	Scale 1:2
Dr	D. INGRAM	2009-03-24	LINEAR	0.xx	±0.10
Eng	J. DUARTE	2009-03-24	0° ±2°	ECN	V09-0053
Chr	J. DUARTE	2009-03-24	Product family	C&A	Spec ref
Appr	J. DUARTE	2009-03-24			
 TITLE CABLE ASSEMBLY DENSIS-SHIELD I/O 8 PAIR				part no 10077488	Rev. N
catalog no -				CUSTOMER	sheet 1 of 5

PRODUCT NUMBER
SEE NOTE 3
10077488-XXXXXXXXLF



VIEW A
SCALE 2:1
VIEWED FROM
MATING SIDE

HEXAGON SCREW

TABLE 1
PIN OUT/WIRING LIST
SEE NOTE 5

END P1		END P2	
PIN NUMBER	WIRE ID	PIN NUMBER	WIRE ID
CI-C4	GROUND	CI-C4	GROUND
A1	TN1	E1	RN1
B1	TP1	D1	RP1
D1	RP2	B1	TP2
E1	RN2	A1	TN2
A2	TN6	E2	RN6
B2	TP6	D2	RP6
D2	RP7	B2	TP7
E2	RN7	A2	TN7
A3	TN8	E3	RN8
B3	TP8	D3	RP8
D3	RP3	B3	TP3
E3	RN3	A3	TN3
A4	TN5	E4	RN5
B4	TP5	D4	RP5
D4	RP4	B4	TP4
E4	RN4	A4	TN4

DW_x = DRAIN WIRE x
 RP_x = RECIEVER PAIR x, POSITIVE POLE
 RN_x = RECIEVER PAIR x, NEGATIVE POLE
 TP_x = TRANSMITTER PAIR x, POSITIVE POLE
 TN_x = TRANSMITTER PAIR, NEGATIVE POLE

	title	CABLE ASSEMBLY	drg no	10077488	Rev.	N
	catalog no	DENSI-SHIELD 1/0 8 PAIR		CUSTOMER		sheet 2 of 5

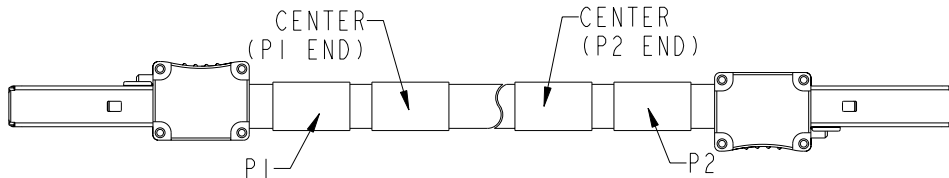
PDM: Rev:N STATUS:Released ⁴Printed: Dec 23, 2010



Copyright FCJ.

REV F - 2008-04-17

PRODUCT NUMBER
SEE NOTE 3
10077488-XXXXXXXXLF



**TABLE 2
LABEL'S**

OPTION - SEE NOTE 4	ITEM	P1 END		P2 END	
		P1	CENTER	CENTER	P2
A	A	SEE NOTE 4	-	-	-
B	B	NTWT UCB-X1	4022.636.0830	4022.636.0830	WLCP-X107
B	C	NTWT UCB-X4	4022.636.0829	4022.636.0829	WLCP-X108
B	D	WLCP-X105	4022.636.0743	4022.636.0743	NTWT UCB-X2
B	E	WLCP-X106	4022.636.0742	4022.636.0742	NTWT UCB-X3
B	F	WRCP-X108	4022.636.0739	4022.636.0739	NTB-UCB-X2
B	G	WRCP-X110	4022.636.0827	4022.636.0827	NTB-UCB-X4
B	H	WRCP-X109	4022.636.0828	4022.636.0828	NTB-UCB-X1
B	I	WRCP-X107	4022.636.0740	4022.636.0740	NTWT UCB-X3
B	J	SPMR-S13X101	4022.636.0253	4022.636.0253	WLCP-X102
B	K	SPMR-S14X101	4022.636.0254	4022.636.0254	WLCP-X101
B	L	WRCP-X104	4022.636.0424	4022.636.0424	SPMR-S14X102
B	M	WRCP-X103	4022.636.0425	4022.636.0425	SPMR-S12X101
B	N	WSMR-X61	4022.636.0054	4022.636.0054	LALCB-X2
B	P	WSMR-X60	4022.636.0017	4022.636.0017	LALCB-X1
B	Q	APE R-X2	4022.640.0160	4022.640.0160	GCB-X7
B	R	APE R-X1	4022.640.0161	4022.640.0161	GCB-X6

	CABLE ASSEMBLY	diag no	10077488	Rev.	N
	DENSI-SHIELD 1/0 8 PAIR	catalog no	CUSTOMER	sheet 3 of 5	

REV F - 2008-04-17

PDM: Rev:N STATUS:Released ⁴Printed: Dec 23, 2010

PRODUCT NUMBER
SEE NOTE 3
10077488-XXXXXXXXLF

NOTES:

1. MATES WITH FCI PART NUMBERS 10044471 SERIES.

2. UNLESS OTHERWISE SPECIFIED ASSEMBLED LENGTH TOLERANCE = +48mm/-0mm

3. PART NUMBER DESCRIPTION/DENSI-SHIELD CONNECTOR:

10077488 - N XX XX X D LF

WIRE GAGE
N: 26 AWG

LENGTH "DIM L"
XXXX: XX METERS, XX CENTIMETERS
EXAMPLES OF LENGTH GIVEN BELOW:
0046 = 00 METERS 46 CENTIMETERS
0500 = 05 METERS 00 CENTIMETERS

LF: LEAD FREE (NOTE 9)

HARDWARE TYPE

D: HIGH SPEED VERSION + INTRA-HEXAGON SCREW VERSION

ITEM LETTER IN TABLE 2

EXAMPLE: 10077488-N0500BDLF = 26 AWG, 05 METER, 00 CENTIMETERS, HIGH SPEED + HEXAGON SCREW, AND IS LEAD FREE

4. LABEL INFORMATION:

OPTION A

- FCI
- FCI PART NUMBER
- DATE CODE WYYY - SERIAL NUMBER
- CUSTOMER PART NUMBER
- COUNTRY ORIGIN

FONT SHALL BE CLEARLY VISABLE AND BLACK IN COLOR.

OPTION B

THE MARKING IZE HEIGHT OF THE TEXT 2.5mm±0.1mm MINIMUM USE SanSerif Font

TEST LEVEL

EXAMPLE: A-D (ENCIRCLING AFTER TESTING THE CABLE ASSEMBLY) PROTECTIVE LABEL

ENCIRCLING (A-D) LETTERS IN EACH LABEL AFTER PAST FINAL ELECTRICAL TEST.

SERIAL NUMBER

THE SERIAL NUMBER MUST BE SET UP AS FOLLOWS:

- TWO CHARACTERS REPRESENTING THE YEAR (E.G.: 07 FOR 2007)
- TWO CHARACTERS REPRESENTING THE WEEK NUMBER (E.G.: 20)
- THREE CHARACTERS REPRESENTING THE SERIES CODE (E.G.: 003)
- THREE CHARACTER VENDOR ID, AGREED WITH ASML-SCE (E.G.: ASM)
- SEE EXAMPLE BELOW:

4022.636.0830
A-D 0720003 ASM

ENCIRCLE A-D LETTERS
AFTER PASSING FINAL
ELECTRICAL TEST



FCI	CABLE ASSEMBLY	10077488	Rev. N
catalog no	DENSI-SHIELD 1/0 8 PAIR	CUSTOMER	sheet 4 of 5

REV F - 2008-04-17

PDM: Rev:N

STATUS:Released

4 Printed: Dec 23, 2010

Copyright FCI.


PRODUCT NUMBER SEE NOTE 3 10077488-XXXXXXXXLF

NOTES CONTINUED:

- 5. ALL CABLE ASSEMBLIES SHALL BE TESTED 100% FOR CONTINUITY AS DEFINED IN WIRING LIST.
- 6. UNLESS OTHERWISE SPECIFIED ALL CABLE ASSEMBLIES SHALL BE 100% HI-POT TESTED PER PRODUCT SPECIFICATION: GS-12-314.
- 7. OTHER TESTING PERFORMED AS REQUIRED BY PRODUCT SPECIFICATION: GS-12-314.
- 8. THIS DIMENSION IS A FINISHED PRODUCT LENGTH.
- 9. LEAD FREE PRODUCTS MEET EUROPEAN UNION DIRECTIVES AND OTHER COUNTRY REGULATIONS AS DESCRIBED IN GS-22-008.
- 10. CONNECTOR ASSEMBLIES SHOWN ARE FOR REFERENCE ONLY AND MAY NOT SHOW ALL PART DETAIL. REFERENCE CONNECTOR ASSEMBLY DRAWINGS FOR COMPLETE DETAILS.
- 11. PACKAGING PER GLOBAL STANDARD GS-14-1272.

12. MATERIALS:
- COVERS: ZINC ALLOY, Cu-Ni-Sn PLATED.
 - SHEET METAL COVER: STAINLESS STEEL
 - FERRULES: COPPER ALLOY, Ni-Sn PLATED
 - TERMINAL BLOCK:
 - HOUSING: THERMOPLASTIC
 - TERMINALS: COPPER ALLOY, FINISH: MIN 0.8um Au ON Ni-UNDERLAYER IN CONTACT AREA.
 - TRANSITION BOARD: FR4 FIBERGLASS FILLED EPOXY.
 - HEXAGON SCREW: STAINLESS STEEL
 - SCREW STOP: TEFLON

	TITLE	CABLE ASSEMBLY	DRG. NO.	10077488	REV.	N
	CATALOG NO.	DENSI-SHIELD I/O 8 PAIR	CUSTOMER	sheet 5 of 5		


 Copyright FCJ.