CSF-210

samtec

TIGER IDC™

(2,00mm) .0787"

TCMD SERIES

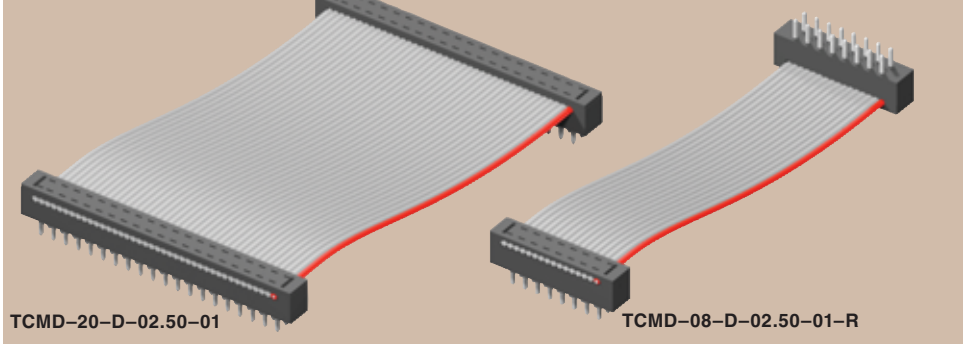

HIGH RELIABILITY IDC HEADER CABLE

Mates with:
SMM*, MMS*

SPECIFICATIONS

For complete specifications see www.samtec.com?TCMD

Insulator Material:
Black Glass Filled Polyester
FILE NO. E111594
Terminal:
Phosphor Bronze
Plating:
Sn over 50µ" (1,27µm) Ni
Wire:
28 AWG 7/36 Stranded, Tinned, Copper with Gray PVC Insulator
Current Rating:
1A
Operating Temp Range:
-40°C to +105°C
RoHS Compliant:
Yes

TYPE STRIP – NO. PINS PER ROW – END OPTION – OVERALL LENGTH – 01 – TRANSFER OPTION – OTHER OPTION

–05, –08, –10, –12, –13, –15, –17, –20, –22, –25
(Call for other sizes)

–"XX.XX"
= Assembled Length

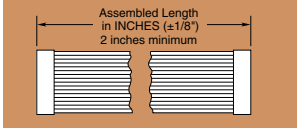

Leave blank for –S and –D End Options. For –T End Option Specify "–N" (Socket has notch polarization)

RUGGEDIZED by SAMTEC
• Strain relief option

–S = Single End

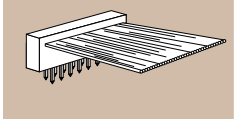

–D = Double End

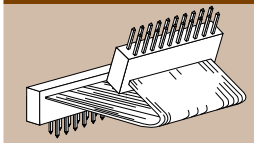

–T =Transfer End

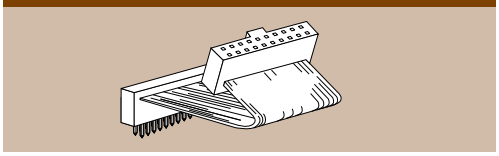

TCMD =Terminal Strip

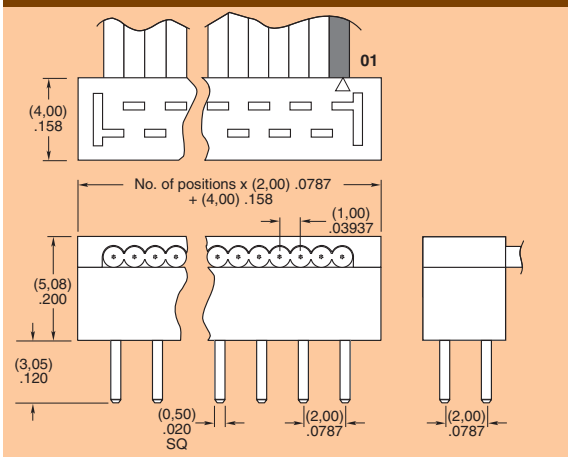

–P "XX"
= Position Polarization

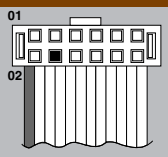

Specify "XX" as position number. Requires Transfer End. Only Socket is polarized. 1

–B "XX"
= Breakout

Specify "XX" as number of conductors to be broken out.

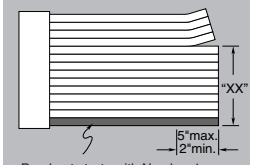

Breakout starts with Number 1 lead indicated by brown wire or red stripe. Shown on top side. 2

–RW
= Reverse Wiring

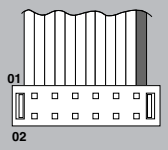

Blue or black wire opposite position #1. 3

–SR
= Strain Relief



Not available with –O, –M, –R, –DXX or –BXX

–D "XX"
= Daisy Chain

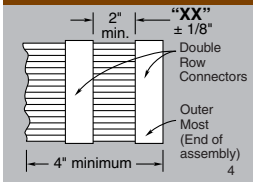

4

–R
= Reversed

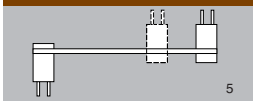

5

–M
= Middle Reverse

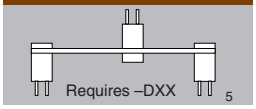

Requires –DXX 5

–O
= Outside Reverse

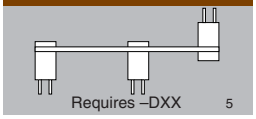

Requires –DXX 5

***Note:** Standard TCMD callout will not mate with SMM, MMS. Must use gold plated callouts. (See drawing on web.) When mated with a socket, Wire 1 mates with Pin 2; Wire 2 mates wth Pin 1, etc.

Note: TCMD Series assemblies are non-standard, non-returnable.

Due to technical progress, all designs, specifications and components are subject to change without notice.

Downloaded from Elcodis.com electronic components distributor