

Features

- Single-Turn / Cermet / Industrial / Sealed
- Designed for operational amplifier offset voltage adjustment applications
- Reduces power supply drift errors
- Unique center tapped trimming potentiometer
- Vertical adjust type available



Model 3386-OT1 is currently available but not recommended for new designs.

- RoHS compliant* version available
- For trimmer applications/processing guidelines, [click here](#)

3386-OT1 - 3/8" Square Trimpot® Trimming Potentiometer

Electrical Characteristics

Standard Resistance Range 100 ohms to 1 megohm
 (see standard resistance table)
 Resistance Tolerance $\pm 20\%$ std.
 Absolute Minimum Resistance 2 ohms max.
 Voltage Output Variation $\pm 0.25\%$
 Adjustability (VR) $\pm 0.025\%$
 Insulation Resistance @ 500 vdc 1,000 megohms min.
 Dielectric Strength
 Sea Level 900 vac
 70,000 Feet 350 vac
 Effective Electrical Travel 280° nom.
 Center Tap Resistance 2 ohms max.
 Center Tap Electrical Center $\pm 5\%$
 Center Tap Dead Band $6^\circ \pm 4^\circ$

Environmental Characteristics

Power Rating
 85 °C 0.5 watt
 150 °C 0 watt
 Temperature Range ... -55 °C to +150 °C
 Temperature Stability (ΔVR) $\pm 0.5\%$ max.
 Seal Test 85 °C Fluorinert†
 Humidity MIL-STD-202 Method 103
 96 hours $\pm 2\%$
 ΔTR 10 Megohms min.
 Vibration, 30 G $\pm 1\%$ ΔTR
 Shock, 100 G $\pm 1\%$ ΔTR
 Load Life, 1,000 Hours $\pm 3\%$ ΔTR
 Rotational Life, 200 cycles ... $\pm 4\%$ ΔTR

Physical Characteristics

Mechanical Angle 310° nom.
 Torque 5.0 oz-in. max.
 Stop Strength 15.0 oz-in. min.
 Terminals Solderable pins
 Weight 0.03 oz.
 Marking Manufacturer's trademark, resistance code, wiring diagram, date code, manufacturer's model number and style
 Flammability U.L. 94V-0
 Standard Packaging 50 pcs. per tube/tray
 Adjustment Tool H-90

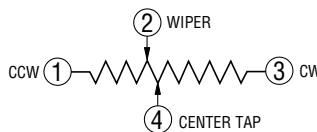
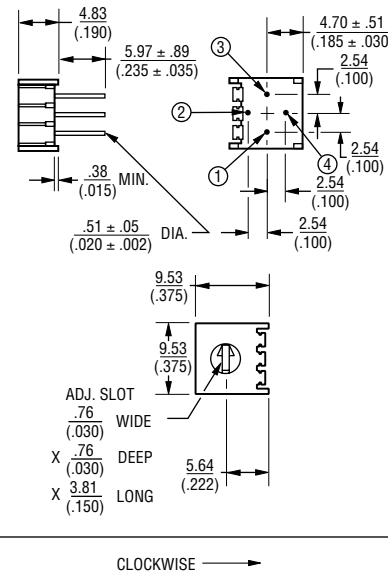
Also see [Model 3296-OT1](#).

REV. 02/11

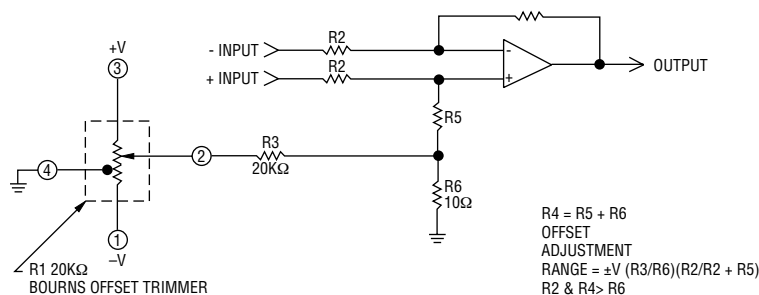
*RoHS Directive 2002/95/EC Jan 27, 2003 including Annex.
 †"Fluorinert" is a registered trademark of 3M Co.
 Specifications are subject to change without notice.
 Customers should verify actual device performance in their specific applications.

Product Dimensions

3386P-OT1



Suggested Offset Voltage Adjustment Circuit



How To Order

3386 P - OT1 - 103 LF

Model _____
 Style _____
 Catalog Product _____
 Resistance Code _____
 Terminations _____
 LF = 100 % Tin-plated (RoHS compliant)
 Blank = 90 % Tin / 10 % Lead-plated (Standard)

Standard Resistance Table

Resistance (Ohms)	Resistance Code
100	101
200	201
500	501
1,000	102
2,000	202
5,000	502
10,000	103
20,000	203
50,000	503
100,000	104
200,000	204
500,000	504
1,000,000	105

Popular values listed in boldface. Special resistances available.

Shaded areas typically not stocked by distributors and not recommended for new designs.

DIMENSIONS: $\frac{\text{MM}}{\text{(INCHES)}}$
 TOLERANCES: $\pm \frac{0.25}{(.010)}$ EXCEPT WHERE NOTED