

Features

- Bushing mount
- Optional ± 0.05 linearity option
- Excellent wiper stability
- High stop strength
- Sealable



Model 3400 is currently available, although not recommended for new designs. **Model 3500** is preferred.

BOURNS®

3400 - Precision Potentiometer

Electrical Characteristics¹

Standard Resistance Range.....	100 to 500 K ohms
Total Resistance Tolerance.....	$\pm 3\%$
Independent Linearity.....	$\pm 0.15\%$
Effective Electrical Angle.....	$3600^\circ \pm 4^\circ, -0^\circ$
Absolute Minimum Resistance.....	1 ohm or 0.15 % maximum (whichever is greater)
Noise.....	100 ohms ENR maximum
Dielectric Withstanding Voltage.....	MIL-STD-202, Method 301
Sea Level.....	1,000 VAC minimum
80,000 Feet.....	300 VAC minimum
Power Rating (Voltage Limited By Power Dissipation, or 1,000 VAC, Whichever Is Less).....	(40 °C) 5 watts
Insulation Resistance (500 VDC).....	1,000 megohms minimum
Resolution.....	See recommended part number

Environmental Characteristics¹

Operating Temperature Range.....	$+1^\circ\text{C}$ to $+125^\circ\text{C}$
Storage Temperature Range.....	-65°C to $+125^\circ\text{C}$
Temperature Coefficient Over Storage Temperature Range ²	± 20 ppm/ $^\circ\text{C}$ maximum/unit
Vibration.....	10 G
Wiper Bounce.....	0.1 millisecond maximum
Total Resistance Shift.....	$\pm 2\%$ maximum
Voltage Ratio Shift.....	$\pm 0.1\%$ maximum
Shock.....	50 G
Wiper Bounce.....	0.1 millisecond maximum
Total Resistance Shift.....	$\pm 2\%$ maximum
Voltage Ratio Shift.....	$\pm 0.1\%$ maximum
Load Life.....	1,000 hours, 5 watts
Total Resistance Shift.....	$\pm 2\%$ maximum
Rotational Life (No Load).....	2,000,000 shaft revolutions ²
Total Resistance Shift.....	$\pm 5\%$ maximum
Moisture Resistance (MIL-STD-202, Method 103, Condition B)	
Total Resistance Shift.....	$\pm 2\%$ maximum
IP Rating.....	IP 40

Mechanical Characteristics¹

Stop Strength.....	53 N-cm (75 oz.-in.) min.
Mechanical Angle.....	$1080^\circ \pm 10^\circ, -0^\circ$ (3543); $1800^\circ \pm 10^\circ, -0^\circ$ (3545)
Torque (Starting & Running).....	0.35 N-cm (0.5 oz.-in.) max.
Mounting.....	170-200 N-cm (15-18 lb.-in.)
Shaft Runout.....	0.08 mm (0.003 in.) T.I.R.
Lateral Runout.....	0.13 mm (0.005 in.) T.I.R.
Shaft End Play.....	0.25 mm (0.010 in.) T.I.R.
Shaft Radial Play.....	0.08 mm (0.003 in.) T.I.R.
Pilot Diameter Runout.....	0.08 mm (0.003 in.) T.I.R.
Backlash.....	1.0° maximum
Weight.....	Approximately 21 gm
Terminals.....	Gold-plated solder lugs
Soldering Condition	
Manual Soldering.....	96.5Sn/3.0Ag/0.5Cu solid wire or no-clean rosin cored wire; 370°C (700°F) max. for 3 seconds
Wave Soldering.....	96.5Sn/3.0Ag/0.5Cu solder with no-clean flux; 260°C (500°F) max. for 5 seconds
Wash processes.....	Not recommended
Marking.....	Manufacturer's name and part number, resistance value and tolerance, linearity tolerance, wiring diagram, and date code.
Ganging (Multiple Section Pots.).....	2 cups maximum
Hardware.....	One lockwasher (H-37-2) and one mounting nut (H-38-2) is shipped with each potentiometer.

¹ At room ambient: $+25^\circ\text{C}$ nominal and 50 % relative humidity nominal, except as noted.
² Consult manufacturer for complete specification details for resistances below 500 ohms and above 100K ohms.

Recommended Part Numbers

Part Number	Resistance (Ω)	Resolution (%)
3400S-1-102L	1,000	.020
3400S-1-502L	5,000	.013
3400S-1-103L	10,000	.010

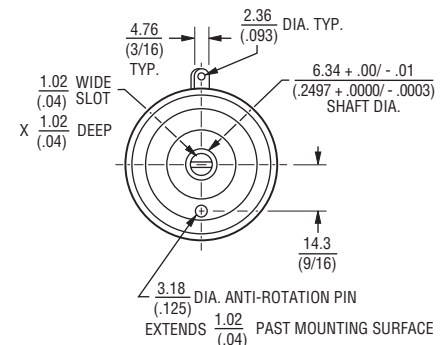
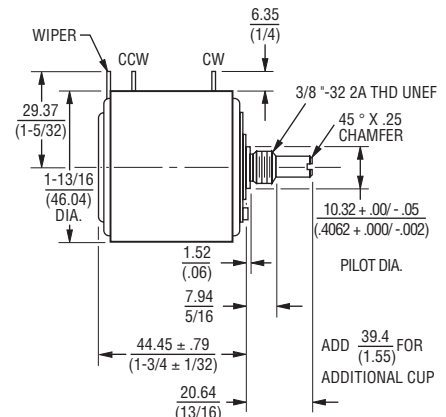
BOLDFACE LISTINGS ARE IN STOCK AND READILY AVAILABLE THROUGH DISTRIBUTION.

FOR OTHER OPTIONS CONSULT FACTORY.

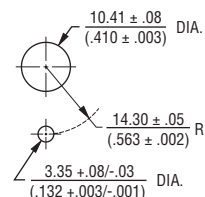
ROHS IDENTIFIER:

L = COMPLIANT BLANK = NON-COMPLIANT

Product Dimensions



RECOMMENDED PANEL LAYOUT



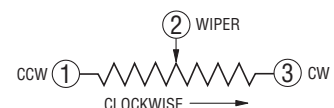
RECOMMENDED PCB THICKNESS: $\frac{2.46}{(.097)}$
 MOUNTING TORQUE: 15-18 LB.-IN.

TOLERANCES: EXCEPT WHERE NOTED

DECIMALS: $.XX \pm \frac{.25}{(.010)}$, $.XXX \pm \frac{.13}{(.005)}$

FRACTIONS: $\pm 1/64$

DIMENSIONS: $\frac{MM}{(IN.)}$



REV. 09/28/10

*RoHS Directive 2002/95/EC Jan 27, 2003 including Annex Specifications are subject to change without notice.
 Customers should verify actual device performance in their specific applications.