CSF-210

samtec

TIGER IDC™

(2,00mm) .0787"

TCSD SERIES

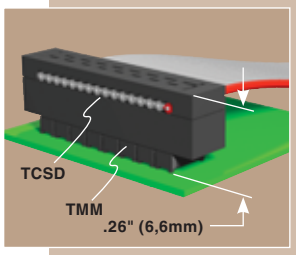

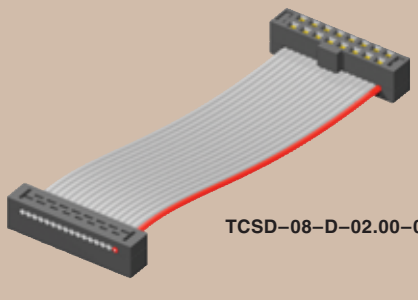

TCSD–08–D–02.00–01–N–R

TIGER EYE™ IDC SOCKET CABLE

Mates with:
TMM, TMMH, STMM, MMT, TW, MTMM, EHT, ETMM (-SR), ZSTMM

FEATURES

- Low profile, only 5mm (.200") assembled height
- Four-finger contacts optimize normal, insertion and withdrawal forces
- Ask about our custom IDC design capabilities

SPECIFICATIONS

For complete specifications see www.samtec.com?TCSD

Insulator Material:
Black Glass Filled Polyester
FILE NO. E111594
Contact:
BeCu
Plating:
Au or Sn over 50µ" (1,27µm) Ni
Wire:
28 AWG 7/36 Stranded, Tinned, Copper with Gray PVC Insulator
Current Rating:
1A
Operating Temp Range:
-40°C to +105°C
Lead Size Accepted:
(0,48mm) .019" to (0,53mm) .021"
Contact Resistance:
15 mΩ maximum delta from initial
Insertion Depth:
(2,87mm) .113" to (3,17mm) .125"
Insertion Force:
(Single contact only) 2 oz. (0,56N) average
Withdrawal Force:
(Single contact only) 1.4 oz (0,39N) average
RoHS Compliant:
Yes

POLARIZING KEY

Specify PK-01-07 for polarizing key (Available in wheels of six each). Also polarizes SMM Series socket strips.

Note: Other Gold plating options available. Contact Samtec.

Note: TCSD Series assemblies are non-standard, non-returnable.

TYPE STRIP – NO. PINS PER ROW – END OPTION – LENGTH – 01 – PLATING OPTION – N – OTHER OPTION

–05, –08, –10, –12, –13, –15, –17, –20, –22, –25
(Call for other sizes)

–"XX.XX"
= Assembled Length

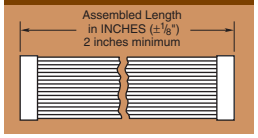

–N
= Notch Polarization

–F = Gold flash on contact
Leave blank for standard plating: 30µ"(0,76µm) Gold on contact area

–S
= Single End

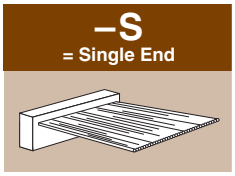

–D
= Double End



TCSD
= Socket Strip

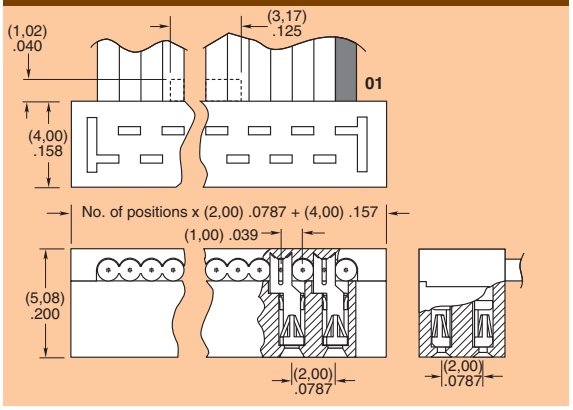

–P "XX"
= Position Polarization

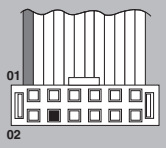

Specify "XX" as position number. Same position will be polarized on both ends.

1

–B "XX"
= Breakout

Specify "XX" as number of conductors to be broken out.

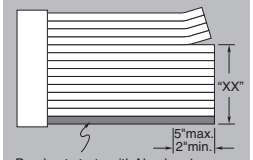

Breakout starts with Number 1 lead indicated by brown wire or red stripe. Shown on top side.

2

–RW
= Reverse Wiring

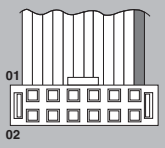

Blue or black wire opposite position #1.

3

–SR
= Strain Relief

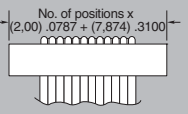

Not available with –O, –M, –R, –DXX or –BXX

–D "XX"
= Daisy Chain

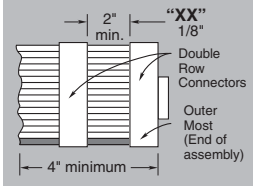

4

–R
= Reversed

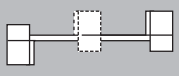

5

–M
= Middle Reverse

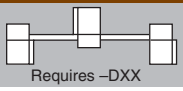

Requires –DXX

5

–O
= Outside Reverse

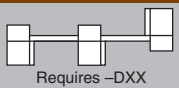

Requires –DXX

5

EJECTOR HEADERS & LOCKING CLIPS

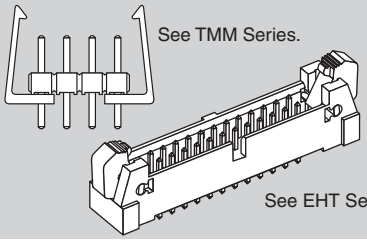

RUGGEDIZED by SAMTEC

- Ejector headers
- Locking clips
- Strain relief option

Due to technical progress, all designs, specifications and components are subject to change without notice.

WWW.SAMTEC.COM

SAMTEC USA • Tel: 1-800-SAMTEC-9 or 812-944-6733 **SAMTEC SILICON VALLEY** • Tel: 408-395-5900 **SAMTEC SOUTHERN CALIFORNIA** • Tel: 1-800-726-8329
SAMTEC AMERICA LATINA COMERCIO EXTERIOR LTDA • Tel: (+55 31) 3786 3227 **SAMTEC UNITED KINGDOM** • Tel: 44 01236 739292 **SAMTEC GERMANY** • Tel: +49 (0) 89 / 89460-0
SAMTEC FRANCE • Tel: 33 01 60 95 06 60 **SAMTEC ITALY** • Tel: 39 039 6890337 **SAMTEC NORDIC/BALTIC** • Tel: +46-84477280 **SAMTEC BENELUX** • Tel: 44 01236 739292 **SAMTEC ISRAEL** • Tel: 972-3-7526600
SAMTEC INDIA • Tel: +91-80-3272 1612 **SAMTEC ASIA PACIFIC** • Tel: 65 6745-5955 **SAMTEC JAPAN** • Tel: 045-475-1385 **SAMTEC CHINA** • Tel: 86-21-61103766 **SAMTEC TAIWAN** • Tel: 886-2-2735-6109
SAMTEC HONG KONG • Tel: 852-2804 1658 **SAMTEC KOREA** • Tel: 82-31-717-5685 **SAMTEC ANZ** • Tel: 613 9512 7747 **SAMTEC SOUTH AFRICA** • Tel: 27 11 452 8112

Downloaded from Elcodis.com electronic components distributor