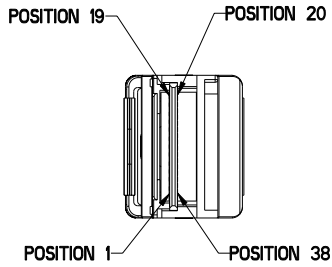


Product number	DESCRIPTION	NOTES
10093084-XXXXLF	NON-HF	SEE SHT. 3
10093084-XXXXHFLF	HALOGEN FREE (HF)	SEE SHT. 4



**LOW SPEED SIGNALS
P1 & P2**

POSITION	SYMBOL
8	ModSelL
9	ResetL
10	VccRx
11	SCL
12	SDA
27	ModPrsL
28	IntL
29	VccTx
30	VccI
31	LPMode

WIRING LIST (SEE NOTE 6)				
END P1			END P2	
POSITION	SYMBOL		POSITION	SYMBOL
1	GND (TX)	---▷	20	GND (RX)
2	TX2n	---▷	21	RX2n
3	TX2p	---▷	22	RX2p
4	GND (TX)	---▷	23	GND (RX)
5	TX4n	---▷	24	RX4n
6	TX4p	---▷	25	RX4p
7	GND (TX)	---▷	26	GND (RX)
13	GND (RX)	◀---	32	GND (TX)
14	RX3p	◀---	33	TX3p
15	RX3n	◀---	34	TX3n
16	GND (RX)	◀---	35	GND (TX)
17	RX1p	◀---	36	TX1p
18	RX1n	◀---	37	TX1n
19	GND (RX)	◀---	38	GND (TX)
20	GND (RX)	◀---	1	GND (TX)
21	RX2n	◀---	2	TX2n
22	RX2p	◀---	3	TX2p
23	GND (RX)	◀---	4	GND (TX)
24	RX4n	◀---	5	TX4n
25	RX4p	◀---	6	TX4p
26	GND (RX)	◀---	7	GND (TX)
32	GND (TX)	---▷	13	GND (RX)
33	TX3p	---▷	14	RX3p
34	TX3n	---▷	15	RX3n
35	GND (TX)	---▷	16	GND (RX)
36	TX1p	---▷	17	RX1p
37	TX1n	---▷	18	RX1n
38	GND (TX)	---▷	19	GND (RX)

SHIELD-----▷ SHIELD


	title	FINAL ASSEMBLY	dwg no	10093084	Rev.	E
	catalog no	QSFP+ (PASSIVE) ASSEMBLY		CUSTOMER		sheet 2 of 5

FDM: Rev:E STATUS:Released Printed: Dec 23, 2010

PART NUMBER	"DIM L" LENGTH (Meters)	AWG	NOTES
I0093084-1005LF	0.5	32	NOTE 12
I0093084-1010LF	1.0	32	
I0093084-2005LF	0.5	30	NOTE 12
I0093084-2010LF	1.0	30	
I0093084-2015LF	1.5	30	
I0093084-2020LF	2.0	30	
I0093084-2025LF	2.5	30	
I0093084-2030LF	3.0	30	
I0093084-2050LF	5.0	30	
I0093084-2070LF	7.0	30	
I0093084-3005LF	0.5	28	NOTE 12
I0093084-3010LF	1.0	28	
I0093084-3015LF	1.5	28	
I0093084-3020LF	2.0	28	
I0093084-3025LF	2.5	28	
I0093084-3030LF	3.0	28	
I0093084-3035LF	3.5	28	
I0093084-3040LF	4.0	28	
I0093084-3045LF	4.5	28	
I0093084-3050LF	5.0	28	
I0093084-3070LF	7.0	28	
I0093084-4005LF	0.5	26	NOTE 12
I0093084-4010LF	1.0	26	
I0093084-4015LF	1.5	26	
I0093084-4020LF	2.0	26	
I0093084-4025LF	2.5	26	
I0093084-4030LF	3.0	26	
I0093084-4035LF	3.5	26	
I0093084-4040LF	4.0	26	
I0093084-4045LF	4.5	26	
I0093084-4050LF	5.0	26	
I0093084-4055LF	5.5	26	
I0093084-4060LF	6.0	26	
I0093084-4065LF	6.5	26	
I0093084-4070LF	7.0	26	

PART NUMBER	"DIM L" LENGTH (Meters)	AWG	NOTES
I0093084-5005LF	0.5	24	NOTE 12
I0093084-5010LF	1.0	24	
I0093084-5015LF	1.5	24	
I0093084-5020LF	2.0	24	
I0093084-5025LF	2.5	24	
I0093084-5030LF	3.0	24	
I0093084-5035LF	3.5	24	
I0093084-5040LF	4.0	24	
I0093084-5045LF	4.5	24	
I0093084-5050LF	5.0	24	
I0093084-5055LF	5.5	24	
I0093084-5060LF	6.0	24	
I0093084-5065LF	6.5	24	
I0093084-5070LF	7.0	24	
I0093084-5075LF	7.5	24	
I0093084-5080LF	8.0	24	
I0093084-5085LF	8.5	24	
I0093084-5090LF	9.0	24	
I0093084-5095LF	9.5	24	
I0093084-5100LF	10.0	24	

NON-HALOGEN FREE CABLE ASSEMBLY PART NUMBERS


	title	FINAL ASSEMBLY	dwg no	10093084	Rev.	E
		QSFP+ (PASSIVE) ASSEMBLY				
	catalog no		CUSTOMER		sheet 3 of 5	

REV F - 2006-04-17

PART NUMBER	"DIM L" LENGTH (Meters)	AWG	NOTES
I0093084-1005HFLF	0.5	32	NOTE 11
I0093084-1010HFLF	1.0	32	
I0093084-2005HFLF	0.5	30	NOTE 11
I0093084-2010HFLF	1.0	30	
I0093084-2015HFLF	1.5	30	
I0093084-2020HFLF	2.0	30	
I0093084-2025HFLF	2.5	30	
I0093084-2030HFLF	3.0	30	
I0093084-2050HFLF	5.0	30	
I0093084-2070HFLF	7.0	30	NOTE 11
I0093084-3005HFLF	0.5	28	
I0093084-3010HFLF	1.0	28	
I0093084-3015HFLF	1.5	28	
I0093084-3020HFLF	2.0	28	
I0093084-3025HFLF	2.5	28	
I0093084-3030HFLF	3.0	28	
I0093084-3035HFLF	3.5	28	
I0093084-3040HFLF	4.0	28	
I0093084-3045HFLF	4.5	28	
I0093084-3050HFLF	5.0	28	NOTE 11
I0093084-3070HFLF	7.0	28	
I0093084-4005HFLF	0.5	26	
I0093084-4010HFLF	1.0	26	
I0093084-4015HFLF	1.5	26	
I0093084-4020HFLF	2.0	26	
I0093084-4025HFLF	2.5	26	
I0093084-4030HFLF	3.0	26	
I0093084-4035HFLF	3.5	26	
I0093084-4040HFLF	4.0	26	
I0093084-4045HFLF	4.5	26	NOTE 11
I0093084-4050HFLF	5.0	26	
I0093084-4055HFLF	5.5	26	
I0093084-4060HFLF	6.0	26	
I0093084-4065HFLF	6.5	26	
I0093084-4070HFLF	7.0	26	

PART NUMBER	"DIM L" LENGTH (Meters)	AWG	NOTES
I0093084-5005HFLF	0.5	24	NOTE 11
I0093084-5010HFLF	1.0	24	
I0093084-5015HFLF	1.5	24	
I0093084-5020HFLF	2.0	24	
I0093084-5025HFLF	2.5	24	
I0093084-5030HFLF	3.0	24	
I0093084-5035HFLF	3.5	24	
I0093084-5040HFLF	4.0	24	
I0093084-5045HFLF	4.5	24	
I0093084-5050HFLF	5.0	24	
I0093084-5055HFLF	5.5	24	
I0093084-5060HFLF	6.0	24	
I0093084-5065HFLF	6.5	24	
I0093084-5070HFLF	7.0	24	
I0093084-5075HFLF	7.5	24	
I0093084-5080HFLF	8.0	24	
I0093084-5085HFLF	8.5	24	
I0093084-5090HFLF	9.0	24	
I0093084-5095HFLF	9.5	24	
I0093084-5100HFLF	10.0	24	

HALOGEN FREE CABLE ASSEMBLY PART NUMBERS

	title	FINAL ASSEMBLY	dwg no	10093084	Rev.	
		QSFP+ (PASSIVE) ASSEMBLY			E	
	catalog no			CUSTOMER	sheet 4 of 5	

Copyright FCI

Product number	DESCRIPTION	NOTES
I0093084-XXXXLF	NON-HF	SEE SHT. 3
I0093084-XXXXHFLF	HALOGEN FREE (HF)	SEE SHT. 4

NOTES:

① - MATERIAL:
 CASTINGS: ZINC ALLOY/ COPPER UNDERPLATE/ NICKEL OVERPLATE
 PULL TAB: THERMOPLASTIC POLYMER
 LATCH RELEASE: ZINC DIECAST, NICKEL OVERPLATE
 DRIVE SCREWS: STAINLESS STEEL
 STRAIN RELIEF COLLAR: BRASS
 SPRING: STAINLESS STEEL
 LOCTITE
 PADDLE CARD: PRINTED CIRCUIT SUBSTRATE

2 - THIS PRODUCT MEETS THE RESTRICTION OF HAZARDOUS SUBSTANCES IN ELECTRICAL AND ELECTRONIC EQUIPMENT (RoHS) DIRECTIVE (2002/95/EC)

③ - THIS DIMENSION IS A FINISHED PRODUCT LENGTH.

⚠ ④ - UNLESS OTHERWISE SPECIFIED ASSEMBLED LENGTH TOLERANCE IS TO BE:
 "DIM L" < 1 METER = ± 25mm
 "DIM L" = 1 METER TO 10 METERS = ± 2% OF "DIM L"
 "DIM L" > 10 METERS = +0.00 / -4% OF "DIM L"

⑤ - UNLESS OTHERWISE SPECIFIED LABEL POSITION IS TO BE 50mm FROM REAR OF CONNECTOR.
 LABEL DETAILS:
 MANUFACTURER CODE OR NAME COUNTRY ORIGIN
 CUSTOMER P/N OR FCJ P/N
 REVISION
 DATE CODE (YY/MM/DD FORMAT) - SERIAL NUMBER

FONT SHALL BE CLEARLY VISIBLE AND BLACK IN COLOR.

⑥ - ALL CABLE ASSEMBLIES SHALL BE 100% TESTED FOR CONTINUITY AS DEFINED IN WIRING LIST.
 ALL CABLE ASSEMBLIES SHALL BE 100% HI-POT TESTED.

7 - IMPEDANCE: 100Ω DIFFERENTIAL.

8 - OTHER TESTING PERFORMED AS REQUIRED BY PRODUCT SPECIFICATION: GS-12-622.


⚠ 9 - PACKAGING OF LEAD FREE PRODUCTS MEETS LABELING AND PACKAGING PER SPECIFICATION GS-14-920.
 PACKAGE CABLE ASSEMBLIES PER GS-14-1272. DUST CAPS ARE TO BE ASSEMBLED PRIOR TO PACKAGING.

10. A "⚠" SYMBOL WILL BE NEXT TO ANY DIMENSION, VIEW, OR NOTE WHICH HAS BEEN MODIFIED WITH THE CURRENT DRAWING REVISION. THE CURRENT REVISION WILL BE SHOWN IN THE SYMBOL.

⑪ "HF" PRODUCT NUMBERS DESIGNATE THE USE OF HALOGEN FREE RAW CABLE.

⑫ HALOGEN FREE RAW CABLE CAN BE USED AS A SUBSTITUTE ON NON-HF PRODUCT NUMBERS.

13. LONGER LENGTH APPLICATIONS REQUIRE HOST SYSTEM PREMPHASIS AND/OR EQUALIZATION.

	title	FINAL ASSEMBLY	dwg no	10093084	Rev.	E
	catalog no	QSFP+ (PASSIVE) ASSEMBLY	CUSTOMER	sheet 5 of 5		

REV F - 2006-04-17