

HCMD-10-S-03.00-01

(2,54mm) .100"

HCMD, HCMS, HCSD, HCSS SERIES

IDC SOCKET & TERMINAL CABLE

Mates with:

TSW, MTSW, TST, EW, BST, LCW, ZST, MTLW, TSM, EJH

SPECIFICATIONS

For complete specifications and recommended PCB layouts see www.samtec.com?HCSD or www.samtec.com?HCSS

HCSD, HCSS

Insulator Material: Black Liquid Crystal Polymer
Flammability Rating: UL 94V-O
Insulation Resistance: 5000 MΩ

Temperature Range: -20°C to +105°C (Rainbow Cable)
 -40°C to +105°C (Gray Cable)

Withstanding Voltage: 1000 VRMS @ 60 Hz

Contact: Phosphor Bronze
Plating: 10μ" (0,25μm) on contact area, 150μ" (3,81μm) Sn on balance over 50μ" (1,27μm) Ni.

Current Rating: 1A

Contact Resistance: 10 mΩ max

Lead Size Range: .024" (0,61mm) SQ to .026" (0,66mm) SQ

Lead Insertion Depth: .185" (4,70mm) to .250" (6,35mm)

Insertion Force: 6 oz avg (1,67N) average with .025" (0,64mm) SQ probe

Withdrawal Force: 3 oz avg (0,83N) average with .025" (0,64mm) SQ probe

Wire: 28 AWG 7/36 stranded Tinned Copper
RoHS Compliant: Yes

SPECIFICATIONS

For complete specifications and recommended PCB layouts see www.samtec.com?HCMD or www.samtec.com?HCMS

HCMD, HCMS

Insulator Material: Black Liquid Crystal Polymer
Flammability Rating: UL 94V-O
Insulation Resistance: 5000 MΩ

Temperature Range: -55°C to +80°C

Withstanding Voltage: 1000 VRMS @ 60 Hz

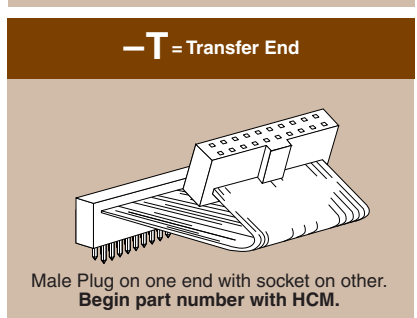
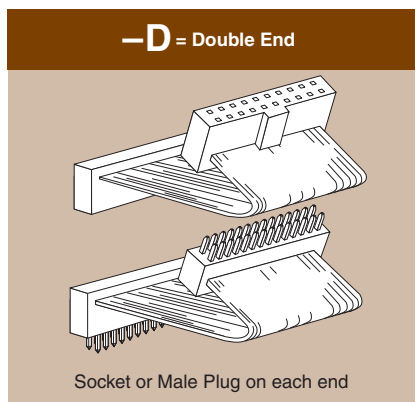
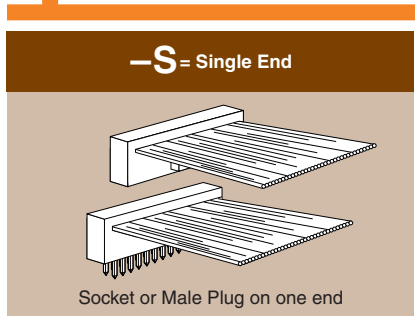
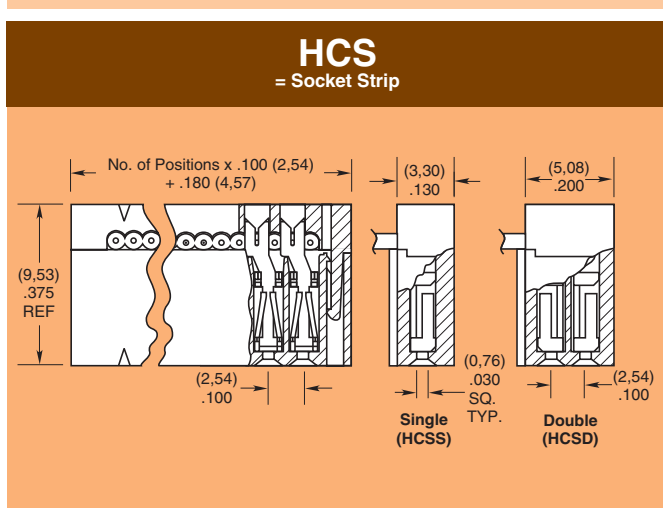
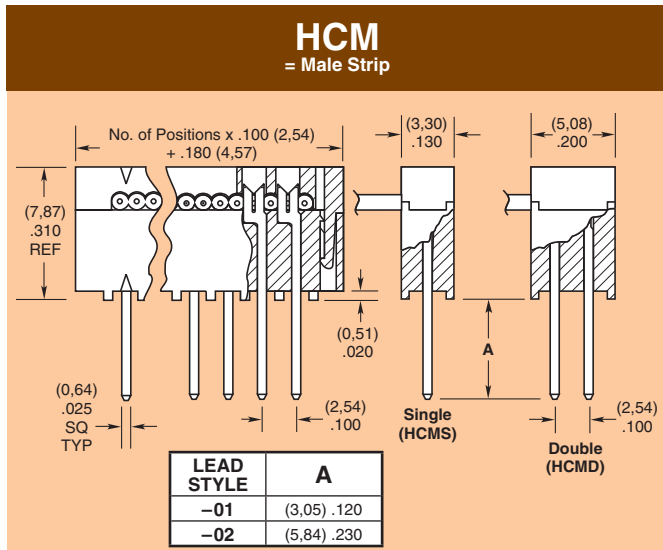
Terminal: Phosphor Bronze
Plating: Sn over 50μ" (1,27μm) Ni

Current Rating: 1A

Wire: 28 AWG 7/36 stranded Tinned Copper
RoHS Compliant: Yes

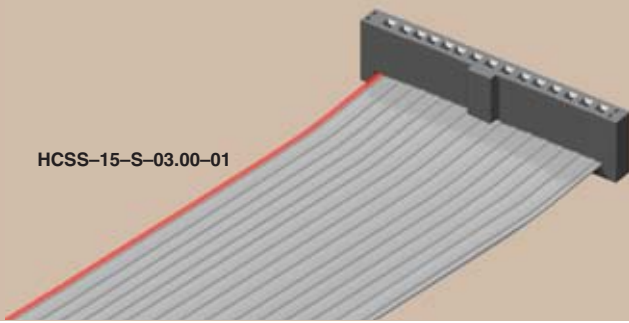
Note: IDC assemblies are non-standard, non-returnable.

TYPE STRIP	ROW OPTION	NO. PINS PER ROW	END ASSEMBLY	ASSEMBLED LENGTH
	S = Single	-05, -08, -10, -12, -13, -15, -17, -20, -25, -36		-“XX.XX” = Assembled Length
	D = Double (Color coded cable N/A for 31 thru 36 pins/row. See -G option.)			Assembled Length in INCHES (±1/8") 2 inches minimum




Due to technical progress, all designs, specifications and components are subject to change without notice.

HCSS-15-S-03.00-01



HCSD-10-S-03.00-01-T



LEAD STYLE

-01
= HCSS/HCSD or
(3,05mm) .120" tail for
HCMS/HCMD

-02
= (5,84mm) .230" tail
HCMS/HCMD only

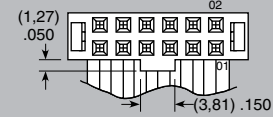
PLATING OPTION

-S
= 10µ" (0,25µm) Gold on contact area or tail,
Tin on balance
(Standard on HCSS & HCSD. Leave blank)

-T
= Tin
(Standard on HCMS & HCMD. Leave blank)

NOTCH POLARIZATION

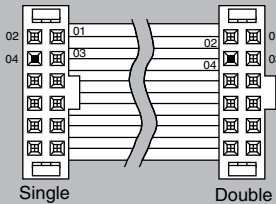
-N = Notch Polarization



Required for HCSS and HCSD.
(Not available on HCMS or HCMD,
unless Transfer, then only the
socket is polarized.)

OTHER OPTIONS

-P "XX"
= Position Polarization



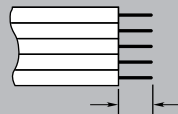
Specify "XX" as position. For Double
the same position will be polarized
on both ends. (Not available on
HCM, unless Transfer, then only the
socket is polarized)

-G
= Gray Cable

Standard cable is color coded. Specify
-G for Gray cable with one red edge.

-ST "X"
= Stripped & Tinned

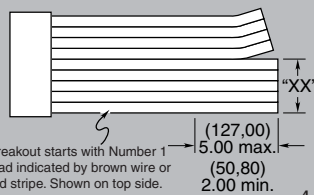
Specify Suffix from table. All
dimensions are ± 1/16" (1,59mm). Not
available in 28 positions and higher.



-ST8	1/8" (3,18)
-ST4	1/4" (6,35)
-ST2	1/2" (12,70)
-ST3	3/8" (9,53)

-B "XX"
= Breakout

Specify "XX" as number of
conducts to be broken out.

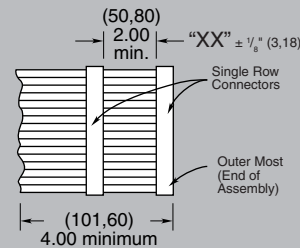


Breakout starts with Number 1
lead indicated by brown wire or
red stripe. Shown on top side.

-RW
= Reversed Wiring

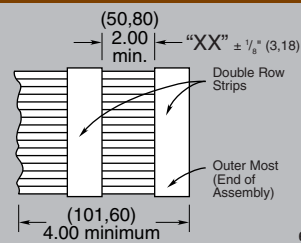
#1 wire opposite position #1

-S "XX"
= Daisy Chain Single



When mating double row connector
with two single row connectors, the
outer most single will be connected
to Conductor #1 and the inside single
to Conductor #2.

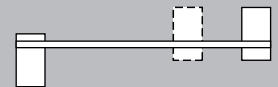
-D "XX"
= Daisy Chain, Double



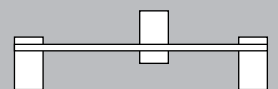
-W "XX"
= Wiring Reversed
Daisy Chain, Single

Same as -S "XX" except outer strip
connected to conductor #2 and inside
strip connected to conductor #1.

-R
= Reversed

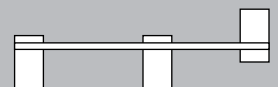


-M
= Middle Reversed



Requires -SXX, -WXX or -DXX

-O
= Outside Reversed



Requires -SXX, -WXX or -DXX

Due to technical progress, all designs, specifications and components are subject to change without notice.

WWW.SAMTEC.COM

SAMTEC USA • Tel: 1-800-SAMTEC-9 or 812-944-6733 SAMTEC SILICON VALLEY • Tel: 408-395-5900 SAMTEC SOUTHERN CALIFORNIA • Tel: 1-800-726-8329
 SAMTEC AMERICA LATINA COMERCIO EXTERIOR LTDA • Tel: (+55 31) 3786 3227 SAMTEC UNITED KINGDOM • Tel: 44 01236 739292 SAMTEC GERMANY • Tel: +49 (0) 89 / 89460-0
 SAMTEC FRANCE • Tel: 33 01 60 95 06 60 SAMTEC ITALY • Tel: 39 039 8890337 SAMTEC NORDIC/BALTIC • Tel: +46-84477280 SAMTEC BENELUX • Tel: 44 01236 739292 SAMTEC ISRAEL • Tel: 972-3-7526600
 SAMTEC INDIA • Tel: +91-80-3272 1612 SAMTEC ASIA PACIFIC • Tel: 65 6745-5955 SAMTEC JAPAN • Tel: 045-475-1385 SAMTEC CHINA • Tel: 86-21-61103766 SAMTEC TAIWAN • Tel: 886-2-2735-6109
 SAMTEC HONG KONG • Tel: 852-2600-9858 SAMTEC KOREA • Tel: 82-31-717-5685 SAMTEC ANZ • Tel: 613 9512 7747 SAMTEC SOUTH AFRICA • Tel: 27 11 452 8112