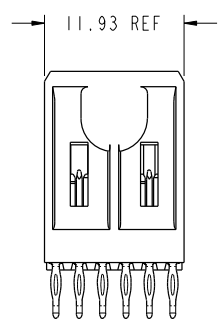
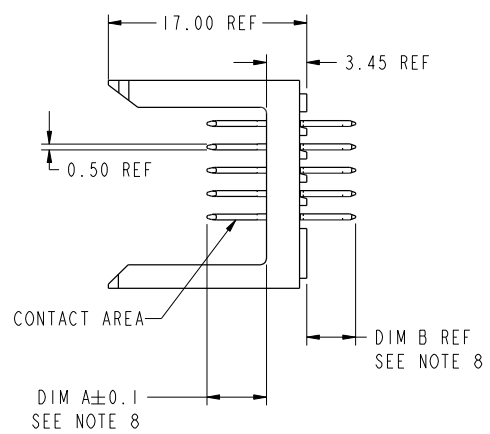
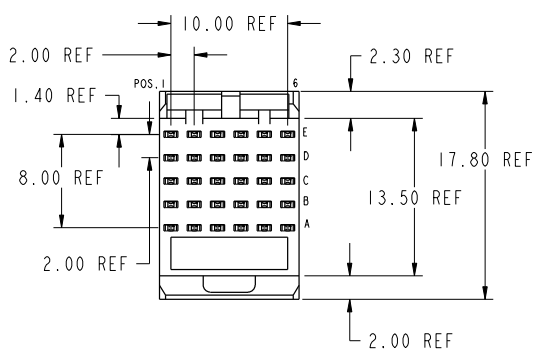


PRODUCT NUMBER
89006-XXX
89006-XYLF



Copyright FCI.
 FCJ

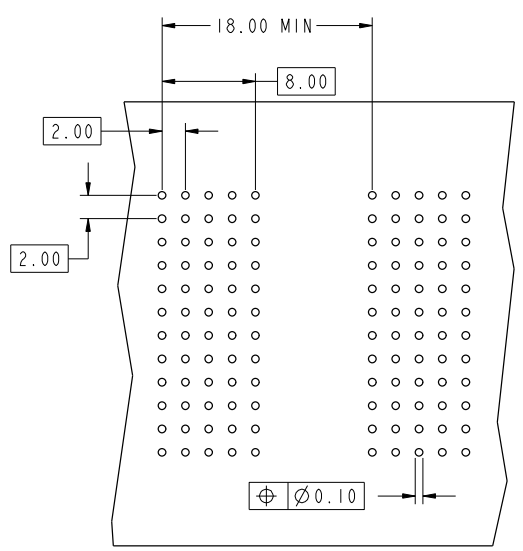
rev	ecn no	dr	date
AR	V06-0573	DCH	2006-06-14
AS	DG07-0409	CenH	2007-10-17
AT	DG09-0256	TER	2009-08-19
AU	DG10-0413	TER	2010-11-23
AN	V04-1100	DAI	2005-01-26
AP	V05-0255	LP	2006-03-30

www.fciconnect.com		surface 3.200	tolerance std	projection	mm
Dr T. BRUNGARD 11/19/99		ISO 1302	ISO 406 ISO 1101	ISO 1302	Scale 11:10
Eng M. STRAWSER 11/19/99		TOLERANCES UNLESS OTHERWISE SPECIFIED		size A4	ECN *
Chr M. STRAWSER 11/19/99		ANGULAR	LINEAR	0.X ±0.3	0.XX ±0.13
Appr M. STRAWSER 02/29/00		0° ±2°	0.XXX ±.051	Product family METRAL	Spec ref *
FCJ		METRAL SIGNAL HEADER		89006	Rev. AU
TITLE I MOD, 5 ROW PRESS-FIT		catalog no		CUSTOMER	sheet 1 of 9

PDM: Rev:AU STATUS:Released⁴ Printed: Nov 26, 2010



Copyright FCJ.



REQUIRED PC BOARD LAYOUT
COMPONENT SIDE
SEE PRINT 58351 FOR
ADDITIONAL PCB INFORMATION

KEY		
CODE	DIMENSIONS	
	DIM "A" MATE	DIM "B" TAIL
1	5.00	4.30
2	5.75	4.30
3	6.50	4.30
4	7.25	4.30
5	5.00	13.60
6	5.75	13.60
7	6.50	13.60
8	7.25	13.60
9	5.00	17.00
10	5.75	17.00
11	6.50	17.00
12	7.25	17.00
13	8.25	4.30
14	8.25	13.60
15	8.25	17.00
16	7.00	4.30
17	7.00	13.60
18	7.00	17.00
19	8.00	4.30
20	8.00	13.60
21	8.00	17.00

www.fciconnect.com		surface 3.200 ISO 1302	tolerance std ISO 406 ISO 1101	projection ISO 1101	mm
TOLERANCES UNLESS OTHERWISE SPECIFIED					
Dr	T. BRUNGARD	11/19/99	ANGULAR	LINEAR	0.x ±0.3
Eng	M. STRAWSER	11/19/99	0° ±2°		0.xx ±0.13
Chr	M. STRAWSER	11/19/99			0.xxx ±.051
Appr	M. STRAWSER	02/29/00	Product family	METRAL	Spec ref *
		METRAL SIGNAL HEADER I MOD, 5 ROW PRESS-FIT catalog no		qty no 89006	Rev. AU
				CUSTOMER	sheet 2 of 9

PDM: Rev:AU STATUS:Released⁴ Printed: Nov 26, 2010



Copyright FCI.

METRAL P/N	ROW	CONTACT CODE MOD. I					
		1	2	3	4	5	6
89006-X10 SEE NOTE 10 LEAD FREE OPTION	E	1	1	1	1	1	1
	D	1	1	1	1	1	1
	C	1	1	1	1	1	1
	B	1	1	1	1	1	1
	A	1	1	1	1	1	1
89006-X11 SEE NOTE 10 LEAD FREE OPTION	E	3	3	3	3	3	3
	D	3	3	3	3	3	3
	C	3	3	3	3	3	3
	B	3	3	3	3	3	3
	A	3	3	3	3	3	3
89006-X12 SEE NOTE 10 LEAD FREE OPTION	E	4	4	4	4	4	4
	D	3	3	3	3	3	3
	C	3	3	3	3	3	3
	B	1	1	1	1	1	1
	A	1	1	1	1	1	1
89006-X13 SEE NOTE 10 LEAD FREE OPTION	E	4	4	4	4	4	4
	D	19	19	19	19	19	19
	C	4	4	4	4	4	4
	B	4	4	4	4	4	4
	A	4	4	4	4	4	4
89006-X14 SEE NOTE 10 LEAD FREE OPTION	E	4	4	4	4	4	4
	D	3	3	3	3	3	3
	C	4	4	4	4	4	4
	B	4	4	4	4	4	4
	A	4	4	4	4	4	4
89006-X15 SEE NOTE 10 LEAD FREE OPTION	E	1	1	1	1	1	1
	D	1	1	1	1	1	1
	C	1	1	1	1	1	1
	B	1	1	1	1	1	1
	A	3	3	3	3	3	3
89006-X16 SEE NOTE 10 LEAD FREE OPTION	E	2	2	2	2	2	2
	D	2	2	2	2	2	2
	C	2	2	2	2	2	2
	B	2	2	2	2	2	2
	A	2	2	2	2	2	2
89006-X17 SEE NOTE 10 LEAD FREE OPTION	E	2	2	2	2	2	2
	D	2	2	2	2	2	2
	C	2	2	2	2	2	2
	B	2	2	2	2	2	2
	A	19	19	19	19	19	19
89006-X19 SEE NOTE 10 LEAD FREE OPTION	E	4	4	4	4	4	4
	D	4	4	4	4	4	4
	C	4	4	4	4	4	4
	B	4	4	4	4	4	4
	A	4	4	4	4	4	4
89006-X20 SEE NOTE 10 LEAD FREE OPTION	E	5	5	5	5	5	5
	D	5	5	5	5	5	5
	C	5	5	5	5	5	5
	B	5	5	5	5	5	5
	A	5	5	5	5	5	5
89006-X21 SEE NOTE 10 LEAD FREE OPTION	E	7	7	7	7	7	7
	D	7	7	7	7	7	7
	C	7	7	7	7	7	7
	B	7	7	7	7	7	7
	A	7	7	7	7	7	7
89006-X22 SEE NOTE 10 LEAD FREE OPTION	E	8	8	8	8	8	8
	D	7	7	7	7	7	7
	C	7	7	7	7	7	7
	B	5	5	5	5	5	5
	A	5	5	5	5	5	5
89006-X23 SEE NOTE 10 LEAD FREE OPTION	E	8	8	8	8	8	8
	D	20	20	20	20	20	20
	C	8	8	8	8	8	8
	B	8	8	8	8	8	8
	A	8	8	8	8	8	8
89006-X24 SEE NOTE 10 LEAD FREE OPTION	E	8	8	8	8	8	8
	D	7	7	7	7	7	7
	C	8	8	8	8	8	8
	B	8	8	8	8	8	8
	A	8	8	8	8	8	8
89006-X25 SEE NOTE 10 LEAD FREE OPTION	E	5	5	5	5	5	5
	D	5	5	5	5	5	5
	C	5	5	5	5	5	5
	B	5	5	5	5	5	5
	A	7	7	7	7	7	7
89006-X26 SEE NOTE 10 LEAD FREE OPTION	E	6	6	6	6	6	6
	D	6	6	6	6	6	6
	C	6	6	6	6	6	6
	B	6	6	6	6	6	6
	A	6	6	6	6	6	6

www.fciconnect.com		surface 3,200	tolerance std	projection	mm
		ISO 1302	ISO 406 ISO 1101		
TOLERANCES UNLESS OTHERWISE SPECIFIED					
Dr	T. BRUNGARD	11/19/99	ANGULAR	0.x	±0.3
Eng	M. STRAWSER	11/19/99	LINEAR	0.xx	±0.13
Chr	M. STRAWSER	11/19/99	0° ±2°	0.xxx	±.051
Appr	M. STRAWSER	02/29/00	Product family	METRAL	Spec ref
		METRAL SIGNAL HEADER		89006	Rev. AU
		1 MOD, 5 ROW PRESS-FIT		CUSTOMER	sheet 3 of 9
		catalog no			



Copyright FCI.

METRAL P/N	ROW	CONTACT CODE MOD. I					
		1	2	3	4	5	6
89006-X27 SEE NOTE 10 LEAD FREE OPTION	E	6	6	6	6	6	6
	D	6	6	6	6	6	6
	C	6	6	6	6	6	6
	B	6	6	6	6	6	6
	A	20	20	20	20	20	20
89006-X29 SEE NOTE 10 LEAD FREE OPTION	E	8	8	8	8	8	8
	D	8	8	8	8	8	8
	C	8	8	8	8	8	8
	B	8	8	8	8	8	8
	A	8	8	8	8	8	8
89006-X30 SEE NOTE 10 LEAD FREE OPTION	E	9	9	9	9	9	9
	D	9	9	9	9	9	9
	C	9	9	9	9	9	9
	B	9	9	9	9	9	9
	A	9	9	9	9	9	9
89006-X31 SEE NOTE 10 LEAD FREE OPTION	E	11	11	11	11	11	11
	D	11	11	11	11	11	11
	C	11	11	11	11	11	11
	B	11	11	11	11	11	11
	A	11	11	11	11	11	11
89006-X32 SEE NOTE 10 LEAD FREE OPTION	E	12	12	12	12	12	12
	D	11	11	11	11	11	11
	C	11	11	11	11	11	11
	B	9	9	9	9	9	9
	A	9	9	9	9	9	9
89006-X33 SEE NOTE 10 LEAD FREE OPTION	E	12	12	12	12	12	12
	D	21	21	21	21	21	21
	C	12	12	12	12	12	12
	B	12	12	12	12	12	12
	A	12	12	12	12	12	12
89006-X34 SEE NOTE 10 LEAD FREE OPTION	E	12	12	12	12	12	12
	D	11	11	11	11	11	11
	C	12	12	12	12	12	12
	B	12	12	12	12	12	12
	A	12	12	12	12	12	12
89006-X35 SEE NOTE 10 LEAD FREE OPTION	E	9	9	9	9	9	9
	D	9	9	9	9	9	9
	C	9	9	9	9	9	9
	B	9	9	9	9	9	9
	A	11	11	11	11	11	11
89006-X36 SEE NOTE 10 LEAD FREE OPTION	E	10	10	10	10	10	10
	D	10	10	10	10	10	10
	C	10	10	10	10	10	10
	B	10	10	10	10	10	10
	A	10	10	10	10	10	10
89006-X37 SEE NOTE 10 LEAD FREE OPTION	E	10	10	10	10	10	10
	D	10	10	10	10	10	10
	C	10	10	10	10	10	10
	B	10	10	10	10	10	10
	A	21	21	21	21	21	21
89006-X39 SEE NOTE 10 LEAD FREE OPTION	E	12	12	12	12	12	12
	D	12	12	12	12	12	12
	C	12	12	12	12	12	12
	B	12	12	12	12	12	12
	A	12	12	12	12	12	12
89006-X40 SEE NOTE 10 LEAD FREE OPTION	E	2	2	2	2	2	2
	D	2	2	2	2	2	2
	C	2	2	2	2	2	2
	B	4	4	4	4	4	4
	A	2	2	2	2	2	2
89006-X41 SEE NOTE 10 LEAD FREE OPTION	E	2	2	2	2	2	2
	D	1	1	1	1	1	1
	C	2	2	2	2	2	2
	B	2	2	2	2	2	2
	A	3	3	3	3	3	3
89006-X42 SEE NOTE 10 LEAD FREE OPTION	E	2	2	2	2	2	2
	D	4	4	4	4	4	4
	C	4	4	4	4	4	4
	B	3	3	3	3	3	3
	A	4	4	4	4	4	4
89006-X43 SEE NOTE 10 LEAD FREE OPTION	E	2	2	2	2	2	2
	D	2	2	2	2	2	2
	C	2	2	2	2	2	2
	B	2	2	2	2	2	2
	A	4	4	4	4	4	4
89006-X44 SEE NOTE 10 LEAD FREE OPTION	E	1	1	1	1	1	1
	D	3	3	3	3	3	3
	C	4	4	4	4	4	4
	B	3	3	3	3	3	3
	A	1	1	1	1	1	1

www.fciconnect.com		surface 3,200	tolerance std	projection	mm
		ISO 1302	ISO 406 ISO 1101		mm
TOLERANCES UNLESS OTHERWISE SPECIFIED					
Dr	T. BRUNGARD	11/19/99	ANGULAR	0.x	±0.3
Eng	M. STRAWSER	11/19/99	LINEAR	0.xx	±0.13
Chr	M. STRAWSER	11/19/99	0° ±2°	0.xxx	±.051
Appr	M. STRAWSER	02/29/00	Product family	METRAL	Spec ref
		METRAL SIGNAL HEADER		89006	Rev. AU
		1 MOD, 5 ROW PRESS-FIT		CUSTOMER	sheet 4 of 9
catalog no					

PDM: Rev:AU STATUS:Released 4 Printed: Nov 26, 2010



Copyright FCI.

METRAL P/N	ROW	CONTACT CODE MOD. I					
		1	2	3	4	5	6
89006-X45 SEE NOTE 10 LEAD FREE OPTION	E	1	1	1	1	1	1
	D	19	19	19	19	19	19
	C	1	1	1	1	1	1
	B	19	19	19	19	19	19
	A	1	1	1	1	1	1
89006-X46 SEE NOTE 10 LEAD FREE OPTION	E	2	2	2	2	2	2
	D	2	2	2	2	2	2
	C	4	4	4	4	4	4
	B	2	2	2	2	2	2
	A	2	2	2	2	2	2
89006-X47 SEE NOTE 10 LEAD FREE OPTION	E	2	2	2	2	2	2
	D	3	3	3	3	3	3
	C	2	2	2	2	2	2
	B	2	2	2	2	2	2
	A	3	3	3	3	3	3
89006-X48 SEE NOTE 10 LEAD FREE OPTION	E	19	19	19	19	19	19
	D	19	19	19	19	19	19
	C	19	19	19	19	19	19
	B	19	19	19	19	19	19
	A	19	19	19	19	19	19
89006-X49 SEE NOTE 10 LEAD FREE OPTION	E	4	4	4	4	4	4
	D	3	3	3	3	3	3
	C	3	3	3	3	3	3
	B	3	3	3	3	3	3
	A	19	19	19	19	19	19
89006-X50 SEE NOTE 10 LEAD FREE OPTION	E	6	6	6	6	6	6
	D	6	6	6	6	6	6
	C	6	6	6	6	6	6
	B	8	8	8	8	8	8
	A	6	6	6	6	6	6
89006-X51 SEE NOTE 10 LEAD FREE OPTION	E	6	6	6	6	6	6
	D	5	5	5	5	5	5
	C	6	6	6	6	6	6
	B	6	6	6	6	6	6
	A	7	7	7	7	7	7
89006-X52 SEE NOTE 10 LEAD FREE OPTION	E	6	6	6	6	6	6
	D	8	8	8	8	8	8
	C	8	8	8	8	8	8
	B	7	7	7	7	7	7
	A	8	8	8	8	8	8
89006-X53 SEE NOTE 10 LEAD FREE OPTION	E	6	6	6	6	6	6
	D	6	6	6	6	6	6
	C	6	6	6	6	6	6
	B	6	6	6	6	6	6
	A	8	8	8	8	8	8
89006-X54 SEE NOTE 10 LEAD FREE OPTION	E	5	5	5	5	5	5
	D	7	7	7	7	7	7
	C	8	8	8	8	8	8
	B	7	7	7	7	7	7
	A	5	5	5	5	5	5
89006-X55 SEE NOTE 10 LEAD FREE OPTION	E	5	5	5	5	5	5
	D	20	20	20	20	20	20
	C	5	5	5	5	5	5
	B	20	20	20	20	20	20
	A	5	5	5	5	5	5
89006-X56 SEE NOTE 10 LEAD FREE OPTION	E	6	6	6	6	6	6
	D	6	6	6	6	6	6
	C	8	8	8	8	8	8
	B	6	6	6	6	6	6
	A	6	6	6	6	6	6
89006-X57 SEE NOTE 10 LEAD FREE OPTION	E	6	6	6	6	6	6
	D	7	7	7	7	7	7
	C	6	6	6	6	6	6
	B	6	6	6	6	6	6
	A	7	7	7	7	7	7
89006-X58 SEE NOTE 10 LEAD FREE OPTION	E	20	20	20	20	20	20
	D	20	20	20	20	20	20
	C	20	20	20	20	20	20
	B	20	20	20	20	20	20
	A	20	20	20	20	20	20
89006-X59 SEE NOTE 10 LEAD FREE OPTION	E	8	8	8	8	8	8
	D	7	7	7	7	7	7
	C	7	7	7	7	7	7
	B	7	7	7	7	7	7
	A	20	20	20	20	20	20
89006-X60 SEE NOTE 10 LEAD FREE OPTION	E	10	10	10	10	10	10
	D	10	10	10	10	10	10
	C	10	10	10	10	10	10
	B	12	12	12	12	12	12
	A	10	10	10	10	10	10

www.fciconnect.com		surface3,200 ISO 1302	tolerance std ISO 406 ISO 1101	projection mm
TOLERANCES UNLESS OTHERWISE SPECIFIED				
Dr T. BRUNGARD	11/19/99	ANGULAR	0.x ±0.3	size A4
Eng M. STRAWSER	11/19/99	LINEAR	0.xx ±0.13	Scale 1:10
Chr M. STRAWSER	11/19/99	0° ±2°	0.xxx ±.051	ECN *
Appr M. STRAWSER	02/29/00	Product family	METRAL	Spec ref *
	METRAL SIGNAL HEADER		89006	Rev. AU
catalog no	I MOD, 5 ROW PRESS-FIT		CUSTOMER	sheet 5 of 9



Copyright FCI.

METRAL P/N	ROW	CONTACT CODE MOD. I					
		1	2	3	4	5	6
89006-X61 SEE NOTE 10 LEAD FREE OPTION	E	10	10	10	10	10	10
	D	9	9	9	9	9	9
	C	10	10	10	10	10	10
	B	10	10	10	10	10	10
	A	11	11	11	11	11	11
89006-X62 SEE NOTE 10 LEAD FREE OPTION	E	10	10	10	10	10	10
	D	12	12	12	12	12	12
	C	12	12	12	12	12	12
	B	11	11	11	11	11	11
	A	12	12	12	12	12	12
89006-X63 SEE NOTE 10 LEAD FREE OPTION	E	10	10	10	10	10	10
	D	10	10	10	10	10	10
	C	10	10	10	10	10	10
	B	10	10	10	10	10	10
	A	12	12	12	12	12	12
89006-X64 SEE NOTE 10 LEAD FREE OPTION	E	9	9	9	9	9	9
	D	11	11	11	11	11	11
	C	12	12	12	12	12	12
	B	11	11	11	11	11	11
	A	9	9	9	9	9	9
89006-X65 SEE NOTE 10 LEAD FREE OPTION	E	9	9	9	9	9	9
	D	21	21	21	21	21	21
	C	9	9	9	9	9	9
	B	21	21	21	21	21	21
	A	9	9	9	9	9	9
89006-X66 SEE NOTE 10 LEAD FREE OPTION	E	10	10	10	10	10	10
	D	10	10	10	10	10	10
	C	12	12	12	12	12	12
	B	10	10	10	10	10	10
	A	10	10	10	10	10	10
89006-X67 SEE NOTE 10 LEAD FREE OPTION	E	10	10	10	10	10	10
	D	11	11	11	11	11	11
	C	10	10	10	10	10	10
	B	10	10	10	10	10	10
	A	11	11	11	11	11	11
89006-X68 SEE NOTE 10 LEAD FREE OPTION	E	21	21	21	21	21	21
	D	21	21	21	21	21	21
	C	21	21	21	21	21	21
	B	21	21	21	21	21	21
	A	21	21	21	21	21	21
89006-X69 SEE NOTE 10 LEAD FREE OPTION	E	12	12	12	12	12	12
	D	11	11	11	11	11	11
	C	11	11	11	11	11	11
	B	11	11	11	11	11	11
	A	21	21	21	21	21	21
89006-X70 SEE NOTE 10 LEAD FREE OPTION	E	2	2	2	2	2	2
	D	2	2	2	2	2	2
	C	3	3	3	3	3	3
	B	2	2	2	2	2	2
	A	2	2	2	2	2	2
89006-X71 SEE NOTE 10 LEAD FREE OPTION	E	3	3	3	3	3	3
	D	19	19	19	19	19	19
	C	3	3	3	3	3	3
	B	19	19	19	19	19	19
	A	3	3	3	3	3	3
89006-X72 SEE NOTE 10 LEAD FREE OPTION	E	19	19	19	19	19	19
	D	1	1	1	1	1	1
	C	1	1	1	1	1	1
	B	1	1	1	1	1	1
	A	19	19	19	19	19	19
89006-X73 SEE NOTE 10 LEAD FREE OPTION	E	4	4	4	4	4	4
	D	4	4	4	4	4	4
	C	4	4	4	4	4	4
	B	4	4	4	4	4	4
	A	13	13	13	13	13	13
89006-X74 SEE NOTE 10 LEAD FREE OPTION	E	13	13	13	13	13	13
	D	4	4	4	4	4	4
	C	3	3	3	3	3	3
	B	4	4	4	4	4	4
	A	13	13	13	13	13	13
89006-X75 SEE NOTE 10 LEAD FREE OPTION	E	3	3	3	3	3	3
	D	3	3	3	3	3	3
	C	2	2	2	2	2	2
	B	3	3	3	3	3	3
	A	3	3	3	3	3	3
89006-X76 SEE NOTE 10 LEAD FREE OPTION	E	1	1	1	1	1	1
	D	1	1	1	1	1	1
	C	1	1	1	1	1	1
	B	1	1	1	1	1	1
	A	4	4	4	4	4	4

REV 1 - 2004-04-17

www.fciconnect.com		surface 3, 200	tolerance std	projection	mm
Dr. T. BRUNGARD 11/19/99		ISO 1302	ISO 406 ISO 1101	⊕	←→
Eng. M. STRAWSER 11/19/99		TOLERANCES UNLESS OTHERWISE SPECIFIED			
Chr. M. STRAWSER 11/19/99		ANGULAR	LINEAR	0.x ±0.3	size A4 Scale 1:10
Appr. M. STRAWSER 02/29/00		0° ±2°	0.xxx ±.051	ECN *	
Product family METRAL		Spec ref *			
FCI METRAL SIGNAL HEADER		89006		Rev. AU	
1 MOD, 5 ROW PRESS-FIT		CUSTOMER		sheet 6 of 9	
catalog no					

PDM: Rev:AU STATUS:Released 4 Printed: Nov 26, 2010



Copyright FCI.

METRAL P/N	ROW	CONTACT CODE MOD. I					
		1	2	3	4	5	6
89006-X77 SEE NOTE 10 LEAD FREE OPTION	E	3	3	3	3	3	3
	D	19	19	19	19	19	19
	C	4	4	4	4	4	4
	B	3	3	3	3	3	3
	A	3	3	3	3	3	3
89006-X78 SEE NOTE 10 LEAD FREE OPTION	E	13	13	13	13	13	13
	D	16	16	16	16	16	16
	C	2	2	2	2	2	2
	B	16	16	16	16	16	16
	A	13	13	13	13	13	13
89006-X79 SEE NOTE 10 LEAD FREE OPTION	E	3	3	3	3	3	3
	D	3	3	3	3	3	3
	C	4	4	4	4	4	4
	B	19	19	19	19	19	19
	A	4	4	4	4	4	4
89006-X80 SEE NOTE 10 LEAD FREE OPTION	E	6	6	6	6	6	6
	D	6	6	6	6	6	6
	C	7	7	7	7	7	7
	B	6	6	6	6	6	6
	A	6	6	6	6	6	6
89006-X81 SEE NOTE 10 LEAD FREE OPTION	E	7	7	7	7	7	7
	D	20	20	20	20	20	20
	C	7	7	7	7	7	7
	B	20	20	20	20	20	20
	A	7	7	7	7	7	7
89006-X82 SEE NOTE 10 LEAD FREE OPTION	E	20	20	20	20	20	20
	D	5	5	5	5	5	5
	C	5	5	5	5	5	5
	B	5	5	5	5	5	5
	A	20	20	20	20	20	20
89006-X83 SEE NOTE 10 LEAD FREE OPTION	E	8	8	8	8	8	8
	D	8	8	8	8	8	8
	C	8	8	8	8	8	8
	B	8	8	8	8	8	8
	A	14	14	14	14	14	14
89006-X84 SEE NOTE 10 LEAD FREE OPTION	E	14	14	14	14	14	14
	D	8	8	8	8	8	8
	C	7	7	7	7	7	7
	B	8	8	8	8	8	8
	A	14	14	14	14	14	14
89006-X85 SEE NOTE 10 LEAD FREE OPTION	E	7	7	7	7	7	7
	D	7	7	7	7	7	7
	C	6	6	6	6	6	6
	B	7	7	7	7	7	7
	A	7	7	7	7	7	7
89006-X86 SEE NOTE 10 LEAD FREE OPTION	E	5	5	5	5	5	5
	D	5	5	5	5	5	5
	C	5	5	5	5	5	5
	B	5	5	5	5	5	5
	A	8	8	8	8	8	8
89006-X87 SEE NOTE 10 LEAD FREE OPTION	E	7	7	7	7	7	7
	D	20	20	20	20	20	20
	C	8	8	8	8	8	8
	B	7	7	7	7	7	7
	A	7	7	7	7	7	7
89006-X88 SEE NOTE 10 LEAD FREE OPTION	E	14	14	14	14	14	14
	D	17	17	17	17	17	17
	C	6	6	6	6	6	6
	B	17	17	17	17	17	17
	A	14	14	14	14	14	14
89006-X89 SEE NOTE 10 LEAD FREE OPTION	E	7	7	7	7	7	7
	D	7	7	7	7	7	7
	C	8	8	8	8	8	8
	B	17	17	17	17	17	17
	A	20	20	20	20	20	20
89006-X90 SEE NOTE 10 LEAD FREE OPTION	E	10	10	10	10	10	10
	D	10	10	10	10	10	10
	C	11	11	11	11	11	11
	B	10	10	10	10	10	10
	A	10	10	10	10	10	10
89006-X91 SEE NOTE 10 LEAD FREE OPTION	E	11	11	11	11	11	11
	D	21	21	21	21	21	21
	C	11	11	11	11	11	11
	B	21	21	21	21	21	21
	A	11	11	11	11	11	11
89006-X92 SEE NOTE 10 LEAD FREE OPTION	E	21	21	21	21	21	21
	D	9	9	9	9	9	9
	C	9	9	9	9	9	9
	B	9	9	9	9	9	9
	A	21	21	21	21	21	21

REV 1 - 2004-04-17

www.fciconnect.com		surface 3,200	tolerance std	projection	mm
		ISO 1302	ISO 406 ISO 1101		
TOLERANCES UNLESS OTHERWISE SPECIFIED					
Dr	T. BRUNGARD	11/19/99	ANGULAR	0.x	±0.3
Eng	M. STRAWSER	11/19/99	LINEAR	0.xx	±0.13
Chr	M. STRAWSER	11/19/99	0° ±2°	0.xxx	±.051
Appr	M. STRAWSER	02/29/00	Product family	METRAL	Spec ref
		METRAL SIGNAL HEADER		89006	Rev. AU
		1 MOD, 5 ROW PRESS-FIT		CUSTOMER	sheet 7 of 9
catalog no					

PDM: Rev:AU STATUS:Released 4 Printed: Nov 26, 2010



Copyright FCI.

METRAL P/N	ROW	CONTACT CODE MOD. I					
		1	2	3	4	5	6
89006-X93 SEE NOTE 10 LEAD FREE OPTION	E	12	12	12	12	12	12
	D	12	12	12	12	12	12
	C	12	12	12	12	12	12
	B	12	12	12	12	12	12
	A	15	15	15	15	15	15
89006-X94 SEE NOTE 10 LEAD FREE OPTION	E	15	15	15	15	15	15
	D	12	12	12	12	12	12
	C	11	11	11	11	11	11
	B	12	12	12	12	12	12
	A	15	15	15	15	15	15
89006-X95 SEE NOTE 10 LEAD FREE OPTION	E	11	11	11	11	11	11
	D	11	11	11	11	11	11
	C	10	10	10	10	10	10
	B	11	11	11	11	11	11
	A	11	11	11	11	11	11
89006-X96 SEE NOTE 10 LEAD FREE OPTION	E	9	9	9	9	9	9
	D	9	9	9	9	9	9
	C	9	9	9	9	9	9
	B	9	9	9	9	9	9
	A	12	12	12	12	12	12
89006-X97 SEE NOTE 10 LEAD FREE OPTION	E	11	11	11	11	11	11
	D	21	21	21	21	21	21
	C	12	12	12	12	12	12
	B	11	11	11	11	11	11
	A	11	11	11	11	11	11
89006-X98 SEE NOTE 10 LEAD FREE OPTION	E	15	15	15	15	15	15
	D	18	18	18	18	18	18
	C	10	10	10	10	10	10
	B	18	18	18	18	18	18
	A	15	15	15	15	15	15
89006-X99 SEE NOTE 10 LEAD FREE OPTION	E	11	11	11	11	11	11
	D	11	11	11	11	11	11
	C	12	12	12	12	12	12
	B	18	18	18	18	18	18
	A	21	21	21	21	21	21
89006-X100 SEE NOTE 10 LEAD FREE OPTION	E	1	3	2	3	1	3
	D	1	3	2	3	1	3
	C	1	3	2	3	1	3
	B	1	3	2	3	1	3
	A	1	3	2	3	1	3
89006-X101 SEE NOTE 10 LEAD FREE OPTION	E	1	1	4	4	4	4
	D	1	1	4	4	4	4
	C	1	1	4	4	4	4
	B	1	1	4	4	4	4
	A	1	1	4	4	4	4
89006-X102 SEE NOTE 10 LEAD FREE OPTION	E	19	2	19	2	2	2
	D	19	2	19	2	2	2
	C	19	1	19	2	2	2
	B	19	2	19	2	2	2
	A	19	2	19	2	2	2
89006-X103 SEE NOTE 10 LEAD FREE OPTION	E	2	2	2	19	2	2
	D	2	2	2	19	2	2
	C	2	1	2	19	2	2
	B	2	19	19	19	2	2
	A	2	19	19	2	2	2
89006-X104 SEE NOTE 10 LEAD FREE OPTION	E	19	2	2	2	2	2
	D	19	2	2	2	2	2
	C	19	2	2	2	2	1
	B	19	2	2	2	2	2
	A	19	2	2	2	2	2
89006-X105 SEE NOTE 10 LEAD FREE OPTION	E	19	2	19	2	2	2
	D	19	2	19	2	2	2
	C	19	2	19	2	2	2
	B	19	2	19	2	2	2
	A	19	2	19	2	2	2
89006-X106 SEE NOTE 10 LEAD FREE OPTION	E	19	2	19	2	2	2
	D	19	2	19	2	2	1
	C	19	2	19	2	2	2
	B	19	2	19	2	2	2
	A	19	2	19	2	2	2
89006-X107 SEE NOTE 10 LEAD FREE OPTION	E	2	2	2	2	2	2
	D	2	2	2	2	2	1
	C	2	2	2	2	2	2
	B	2	2	2	2	2	2
	A	2	2	2	2	2	2
89006-X108 SEE NOTE 10 LEAD FREE OPTION	E	19	19	2	2	2	2
	D	19	19	2	1	2	2
	C	19	19	2	2	2	2
	B	19	19	2	2	2	2
	A	19	2	2	2	2	2

www.fciconnect.com		surface 3.200 ISO 1302	tolerance std ISO 406 ISO 1101	projection ISO 1101	mm
TOLERANCES UNLESS OTHERWISE SPECIFIED					
Dr	T. BRUNGARD	11/19/99	ANGULAR	0.X	±0.3
Eng	M. STRAWSER	11/19/99	LINEAR	0.XX	±0.13
Chr	M. STRAWSER	11/19/99	0° ±2°	0.XXX	±.051
Appr	M. STRAWSER	02/29/00	Product family	METRAL	Spec ref
FCI		METRAL SIGNAL HEADER		Qty no	89006
		1 MOD, 5 ROW PRESS-FIT		Rev.	AU
catalog no		CUSTOMER		sheet 8 of 9	

REV 1 - 2004-04-17

PRODUCT NUMBER
89006-XYX
89006-XYLX

- NOTES:
- FOR DIM A AND B SEE SHEET 2 AND UP.
 - BODY MATERIAL: LIQUID CRYSTAL
POLYMER 30 % GLASS.
FLAME RETARDANT ACC. UL 94-V0.
 - PIN MATERIAL:
PHOSPHOR BRONZE.
 - PLATING ON PRESS-FIT TAIL:
73931-XYX IS SnPb
73931-XYLX IS SN (LEAD FREE)
PLATING ON CONTACT AREA CONFORMS TO PERFORMANCE
LEVEL SHOWN IN TABLE BELOW.
 - PRODUCT MARKING:
PART NUMBER DESIGNATION & BATCH I.D.
 - ALL PRODUCTS WITH PART NUMBERS SHOWN IN
SUBSEQUENT TABLES WILL BE PACKAGED IN TUBES.
IF TRAY PACKAGING IS REQUIRED, A SUFFIX "P"
WILL BE ADDED TO THE END OF THE PART NUMBER.
EXAMPLE: XXXXX-XXXXP
 - PRODUCT SPECIFICATION GS-12-180
APPLICATION SPECIFICATION BUS-20-073
 - AFTER INSERTION INTO CIRCUIT BOARD WITH
QUALIFIED TOOL.
 - THE PRODUCTS WHERE THE PART NUMBER ENDS IN LF MEET THE
EUROPEAN UNION DIRECTIVES AND OTHER COUNTRY REGULATIONS
AS DESCRIBED IN GS-22-008.
 - ALL PRODUCTS EXCEPT THOSE WITH PART NUMBERS CONTAINING
(DRAWING NO.)-N1--- OR (DRAWING NO.)-N5--- WILL WITHSTAND EXPOSURE
TO 260°C FOR 60 SECONDS IN A CONVECTION, INFRARED OR
VAPOR PHASE REFLOW OVEN. PART NUMBERS (DRAWING NO.)-N1---
AND (DRAWINGS NO.)-N5--- WILL NOT WITHSTAND REFLOW AND Au CONTACT
SURFACE OF THE CONTACTS SHALL BE EXPOSED TO A MAXIMUM 140°C FOR
NO LONGER THAN 15 SECONDS IN A WAVE SOLDER APPLICATION.
 - FOR LEAD FREE PART NUMBERS, ADD "LF" SUFFIX.
EXAMPLE: 89006-X01LF
 - A PLATING HAS Au FLASH IN PRESS FIT AREA (LEAD FREE)

PLATING IN CONTACT AREA		
DASH NUMBER	PERFORMANCE LEVEL	NOTES
-XYX	TELCORDIA CO	SEE NOTE 11
-PYX	0.25 um GOLD MIN.	-
-N1XX	TELCORDIA CO (NXT)	-
-N5XX	TELCORDIA UE (NXT)	-
-1XX	TELCORDIA CO	-
-2XX	TELECOM CLASS	-
-3XX	IEC CLASS 1	-
-5XX	TELCORDIA UE	-
-N1XX	TELCORDIA CO (NXT) IEC CLASS 1	SEE NOTE 9
-N5XX	TELCORDIA UE (NXT)	SEE NOTE 9
-1XX	TELCORDIA CO IEC CLASS 1	SEE NOTE 9
-2XX	TELECOM CLASS	SEE NOTE 9
-5XX	TELCORDIA UE	SEE NOTE 9

www.fciconnect.com		surface 3,200	tolerance std	projection	mm
		ISO 1302	ISO 406 ISO 1101		
TOLERANCES UNLESS OTHERWISE SPECIFIED					
Dr	T. BRUNGARD	11/19/99	ANGULAR	LINEAR	0.x ±0.3
Eng	M. STRAWSER	11/19/99	0° ±2°		0.xx ±0.13
Chr	M. STRAWSER	11/19/99			0.xxx ±.051
Appr	M. STRAWSER	02/29/00	Product family	METRAL	Spec ref
		METRAL SIGNAL HEADER		89006	Rev. AU
		1 MOD, 5 ROW PRESS-FIT		CUSTOMER	sheet 9 of 9
catalog no					



Copyright FCJ.

REV 1 - 2004-04-17