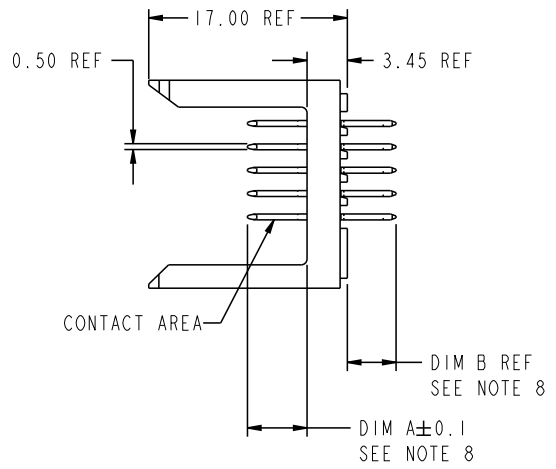
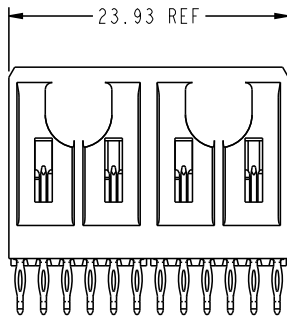
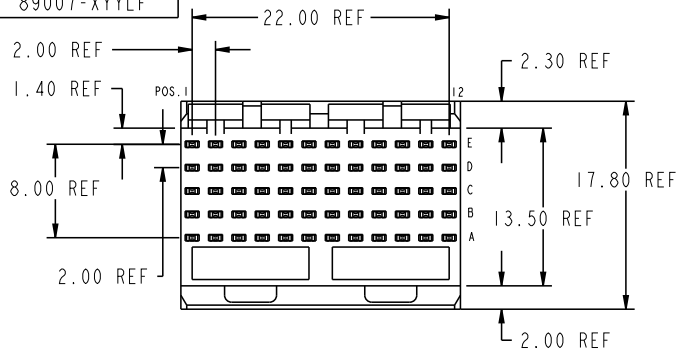




This document is the property of and embodies CONFIDENTIAL and PROPRIETARY information of FCJ. No part of the information shown on this document may be used in any way or disclosed to others without the written consent of FCJ. Copyright FCJ.

PRODUCT NUMBER  
89007-XYX  
89007-XYXLF



mat'l code				tolerances unless otherwise specified		CUSTOMER		FCJ	
ltr	ecm no.	dr	date	linear	0.X ±0.3	COPY		www.fcjconnect.com	
T	V06-0119	LP	2006/04/24		0.XX ±0.13	projection		title	
U	DG09-0256	TER	2009-08-19		.XXX ±.051	MM		METRAL SIGNAL HEADER	
-	-	-	-	angles	0° ±2°	MM		2 MOD, 5 ROW PRESS-FIT	
N	V03-1321	DAI	01/15/04	dr	T.BRUNGARD 11/19/99	product family		METRAL	
P	V04-0459	LP	5/25/04	engr	M.STRAWER 11/19/99	size		213	
R	V05-0030	DAI	02/10/05	chr	M.STRAWER 11/19/99	scale		sheet	
S	V05-0235	LP	3/30/05	oppd	M.STRAWER 02/29/00	2:1		1 of 11	
sheet index	revision	U	U	U	U	U	U	U	U
	sheet	1	2	3	4	5	6	7	8
								code code	
								22526	

REV E - 2006-04-18

Pro/E

PDM: Rev:U

STATUS: Released

Printed: Dec 01, 2009





This document is the property of and embodies CONFIDENTIAL and PROPRIETARY information of FCI. No part of the information shown on this document may be used in any way or disclosed to others without the written consent of FCI. Copyright FCI.

METRAL P/N	ROW	CONTACT MOD. 1					MOD. 2						
		1	2	3	4	5	6	7	8	9	10	11	12
89007-X10 SEE NOTE 10 LEAD FREE OPTION	E	1	1	1	1	1	1	1	1	1	1	1	1
	D	1	1	1	1	1	1	1	1	1	1	1	1
	C	1	1	1	1	1	1	1	1	1	1	1	1
	B	1	1	1	1	1	1	1	1	1	1	1	1
	A	1	1	1	1	1	1	1	1	1	1	1	1

METRAL P/N	ROW	CONTACT MOD. 1					MOD. 2						
		1	2	3	4	5	6	7	8	9	10	11	12
89007-X11 SEE NOTE 10 LEAD FREE OPTION	E	3	3	3	3	3	3	3	3	3	3	3	3
	D	3	3	3	3	3	3	3	3	3	3	3	3
	C	3	3	3	3	3	3	3	3	3	3	3	3
	B	3	3	3	3	3	3	3	3	3	3	3	3
	A	3	3	3	3	3	3	3	3	3	3	3	3

METRAL P/N	ROW	CONTACT MOD. 1					MOD. 2						
		1	2	3	4	5	6	7	8	9	10	11	12
89007-X12 SEE NOTE 10 LEAD FREE OPTION	E	4	4	4	4	4	4	4	4	4	4	4	4
	D	3	3	3	3	3	3	3	3	3	3	3	3
	C	3	3	3	3	3	3	3	3	3	3	3	3
	B	1	1	1	1	1	1	1	1	1	1	1	1
	A	1	1	1	1	1	1	1	1	1	1	1	1

METRAL P/N	ROW	CONTACT MOD. 1					MOD. 2						
		1	2	3	4	5	6	7	8	9	10	11	12
89007-X13 SEE NOTE 10 LEAD FREE OPTION	E	4	4	4	4	4	4	4	4	4	4	4	4
	D	19	19	19	19	19	19	19	19	19	19	19	19
	C	4	4	4	4	4	4	4	4	4	4	4	4
	B	4	4	4	4	4	4	4	4	4	4	4	4
	A	4	4	4	4	4	4	4	4	4	4	4	4

METRAL P/N	ROW	CONTACT MOD. 1					MOD. 2						
		1	2	3	4	5	6	7	8	9	10	11	12
89007-X14 SEE NOTE 10 LEAD FREE OPTION	E	4	4	4	4	4	4	4	4	4	4	4	4
	D	3	3	3	3	3	3	3	3	3	3	3	3
	C	4	4	4	4	4	4	4	4	4	4	4	4
	B	4	4	4	4	4	4	4	4	4	4	4	4
	A	4	4	4	4	4	4	4	4	4	4	4	4

METRAL P/N	ROW	CONTACT MOD. 1					MOD. 2						
		1	2	3	4	5	6	7	8	9	10	11	12
89007-X15 SEE NOTE 10 LEAD FREE OPTION	E	1	1	1	1	1	1	1	1	1	1	1	1
	D	1	1	1	1	1	1	1	1	1	1	1	1
	C	1	1	1	1	1	1	1	1	1	1	1	1
	B	1	1	1	1	1	1	1	1	1	1	1	1
	A	3	3	3	3	3	3	3	3	3	3	3	3

METRAL P/N	ROW	CONTACT MOD. 1					MOD. 2						
		1	2	3	4	5	6	7	8	9	10	11	12
89007-X16 SEE NOTE 10 LEAD FREE OPTION	E	2	2	2	2	2	2	2	2	2	2	2	2
	D	2	2	2	2	2	2	2	2	2	2	2	2
	C	2	2	2	2	2	2	2	2	2	2	2	2
	B	2	2	2	2	2	2	2	2	2	2	2	2
	A	2	2	2	2	2	2	2	2	2	2	2	2

METRAL P/N	ROW	CONTACT MOD. 1					MOD. 2						
		1	2	3	4	5	6	7	8	9	10	11	12
89007-X17 SEE NOTE 10 LEAD FREE OPTION	E	2	2	2	2	2	2	2	2	2	2	2	2
	D	2	2	2	2	2	2	2	2	2	2	2	2
	C	2	2	2	2	2	2	2	2	2	2	2	2
	B	2	2	2	2	2	2	2	2	2	2	2	2
	A	19	19	19	19	19	19	19	19	19	19	19	19

METRAL P/N	ROW	CONTACT MOD. 1					MOD. 2						
		1	2	3	4	5	6	7	8	9	10	11	12
89007-X19 SEE NOTE 10 LEAD FREE OPTION	E	4	4	4	4	4	4	4	4	4	4	4	4
	D	4	4	4	4	4	4	4	4	4	4	4	4
	C	4	4	4	4	4	4	4	4	4	4	4	4
	B	4	4	4	4	4	4	4	4	4	4	4	4
	A	4	4	4	4	4	4	4	4	4	4	4	4

METRAL P/N	ROW	CONTACT MOD. 1					MOD. 2						
		1	2	3	4	5	6	7	8	9	10	11	12
89007-X20 SEE NOTE 10 LEAD FREE OPTION	E	5	5	5	5	5	5	5	5	5	5	5	5
	D	5	5	5	5	5	5	5	5	5	5	5	5
	C	5	5	5	5	5	5	5	5	5	5	5	5
	B	5	5	5	5	5	5	5	5	5	5	5	5
	A	5	5	5	5	5	5	5	5	5	5	5	5

METRAL P/N	ROW	CONTACT MOD. 1					MOD. 2						
		1	2	3	4	5	6	7	8	9	10	11	12
89007-X21 SEE NOTE 10 LEAD FREE OPTION	E	7	7	7	7	7	7	7	7	7	7	7	7
	D	7	7	7	7	7	7	7	7	7	7	7	7
	C	7	7	7	7	7	7	7	7	7	7	7	7
	B	7	7	7	7	7	7	7	7	7	7	7	7
	A	7	7	7	7	7	7	7	7	7	7	7	7

METRAL P/N	ROW	CONTACT MOD. 1					MOD. 2						
		1	2	3	4	5	6	7	8	9	10	11	12
89007-X22 SEE NOTE 10 LEAD FREE OPTION	E	8	8	8	8	8	8	8	8	8	8	8	8
	D	7	7	7	7	7	7	7	7	7	7	7	7
	C	7	7	7	7	7	7	7	7	7	7	7	7
	B	5	5	5	5	5	5	5	5	5	5	5	5
	A	5	5	5	5	5	5	5	5	5	5	5	5

mat'l code		--		tolerances unless otherwise specified		CUSTOMER		FCI		www.fciconnect.com		
ltr	ecn no.	dr	date	linear	0.X ±0.13	projection	COPY	title	METRAL SIGNAL HEADER			
U				angles	.XXX ±.051			2 MOD, 5 ROW PRESS-FIT				
				dr	T.BRUNGARD 11/19/99			product family	METRAL			
				eng	M.STRAWNER 11/19/99	scale	A	size	dwg no	213		
				chr	M.STRAWNER 11/19/99	1:1		89007				
				appd	M.STRAWNER 02/29/00			sheet	3			
sheet index	revision	sheet						code code	22526			



This document is the property of and embodies CONFIDENTIAL and PROPRIETARY information of FCI. No part of the information shown on this document may be used in any way or disclosed to others without the written consent of FCI. Copyright FCI.

METRAL P/N	ROW	CONTACT CODE MOD. 1					MOD. 2							
		1	2	3	4	5	6	7	8	9	10	11	12	
89007-X23 SEE NOTE 10 LEAD FREE OPTION	E	8	8	8	8	8	8	8	8	8	8	8	8	8
	D	20	20	20	20	20	20	20	20	20	20	20	20	20
	C	8	8	8	8	8	8	8	8	8	8	8	8	8
	B	8	8	8	8	8	8	8	8	8	8	8	8	8
	A	8	8	8	8	8	8	8	8	8	8	8	8	8

METRAL P/N	ROW	CONTACT CODE MOD. 1					MOD. 2							
		1	2	3	4	5	6	7	8	9	10	11	12	
89007-X24 SEE NOTE 10 LEAD FREE OPTION	E	8	8	8	8	8	8	8	8	8	8	8	8	8
	D	7	7	7	7	7	7	7	7	7	7	7	7	7
	C	8	8	8	8	8	8	8	8	8	8	8	8	8
	B	8	8	8	8	8	8	8	8	8	8	8	8	8
	A	8	8	8	8	8	8	8	8	8	8	8	8	8

METRAL P/N	ROW	CONTACT CODE MOD. 1					MOD. 2							
		1	2	3	4	5	6	7	8	9	10	11	12	
89007-X25 SEE NOTE 10 LEAD FREE OPTION	E	5	5	5	5	5	5	5	5	5	5	5	5	5
	D	5	5	5	5	5	5	5	5	5	5	5	5	5
	C	5	5	5	5	5	5	5	5	5	5	5	5	5
	B	5	5	5	5	5	5	5	5	5	5	5	5	5
	A	7	7	7	7	7	7	7	7	7	7	7	7	7

METRAL P/N	ROW	CONTACT CODE MOD. 1					MOD. 2							
		1	2	3	4	5	6	7	8	9	10	11	12	
89007-X26 SEE NOTE 10 LEAD FREE OPTION	E	6	6	6	6	6	6	6	6	6	6	6	6	6
	D	6	6	6	6	6	6	6	6	6	6	6	6	6
	C	6	6	6	6	6	6	6	6	6	6	6	6	6
	B	6	6	6	6	6	6	6	6	6	6	6	6	6
	A	6	6	6	6	6	6	6	6	6	6	6	6	6

METRAL P/N	ROW	CONTACT CODE MOD. 1					MOD. 2							
		1	2	3	4	5	6	7	8	9	10	11	12	
89007-X27 SEE NOTE 10 LEAD FREE OPTION	E	6	6	6	6	6	6	6	6	6	6	6	6	6
	D	6	6	6	6	6	6	6	6	6	6	6	6	6
	C	6	6	6	6	6	6	6	6	6	6	6	6	6
	B	6	6	6	6	6	6	6	6	6	6	6	6	6
	A	20	20	20	20	20	20	20	20	20	20	20	20	20

METRAL P/N	ROW	CONTACT CODE MOD. 1					MOD. 2							
		1	2	3	4	5	6	7	8	9	10	11	12	
89007-X29 SEE NOTE 10 LEAD FREE OPTION	E	8	8	8	8	8	8	8	8	8	8	8	8	8
	D	8	8	8	8	8	8	8	8	8	8	8	8	8
	C	8	8	8	8	8	8	8	8	8	8	8	8	8
	B	8	8	8	8	8	8	8	8	8	8	8	8	8
	A	8	8	8	8	8	8	8	8	8	8	8	8	8

METRAL P/N	ROW	CONTACT CODE MOD. 1					MOD. 2							
		1	2	3	4	5	6	7	8	9	10	11	12	
89007-X30 SEE NOTE 10 LEAD FREE OPTION	E	9	9	9	9	9	9	9	9	9	9	9	9	9
	D	9	9	9	9	9	9	9	9	9	9	9	9	9
	C	9	9	9	9	9	9	9	9	9	9	9	9	9
	B	9	9	9	9	9	9	9	9	9	9	9	9	9
	A	9	9	9	9	9	9	9	9	9	9	9	9	9

METRAL P/N	ROW	CONTACT CODE MOD. 1					MOD. 2							
		1	2	3	4	5	6	7	8	9	10	11	12	
89007-X31 SEE NOTE 10 LEAD FREE OPTION	E	11	11	11	11	11	11	11	11	11	11	11	11	11
	D	11	11	11	11	11	11	11	11	11	11	11	11	11
	C	11	11	11	11	11	11	11	11	11	11	11	11	11
	B	11	11	11	11	11	11	11	11	11	11	11	11	11
	A	11	11	11	11	11	11	11	11	11	11	11	11	11

METRAL P/N	ROW	CONTACT CODE MOD. 1					MOD. 2							
		1	2	3	4	5	6	7	8	9	10	11	12	
89007-X32 SEE NOTE 10 LEAD FREE OPTION	E	12	12	12	12	12	12	12	12	12	12	12	12	12
	D	11	11	11	11	11	11	11	11	11	11	11	11	11
	C	11	11	11	11	11	11	11	11	11	11	11	11	11
	B	9	9	9	9	9	9	9	9	9	9	9	9	9
	A	9	9	9	9	9	9	9	9	9	9	9	9	9

METRAL P/N	ROW	CONTACT CODE MOD. 1					MOD. 2							
		1	2	3	4	5	6	7	8	9	10	11	12	
89007-X33 SEE NOTE 10 LEAD FREE OPTION	E	12	12	12	12	12	12	12	12	12	12	12	12	12
	D	21	21	21	21	21	21	21	21	21	21	21	21	21
	C	12	12	12	12	12	12	12	12	12	12	12	12	12
	B	12	12	12	12	12	12	12	12	12	12	12	12	12
	A	12	12	12	12	12	12	12	12	12	12	12	12	12

METRAL P/N	ROW	CONTACT CODE MOD. 1					MOD. 2							
		1	2	3	4	5	6	7	8	9	10	11	12	
89007-X34 SEE NOTE 10 LEAD FREE OPTION	E	12	12	12	12	12	12	12	12	12	12	12	12	12
	D	11	11	11	11	11	11	11	11	11	11	11	11	11
	C	12	12	12	12	12	12	12	12	12	12	12	12	12
	B	12	12	12	12	12	12	12	12	12	12	12	12	12
	A	12	12	12	12	12	12	12	12	12	12	12	12	12

METRAL P/N	ROW	CONTACT CODE MOD. 1					MOD. 2							
		1	2	3	4	5	6	7	8	9	10	11	12	
89007-X35 SEE NOTE 10 LEAD FREE OPTION	E	9	9	9	9	9	9	9	9	9	9	9	9	9
	D	9	9	9	9	9	9	9	9	9	9	9	9	9
	C	9	9	9	9	9	9	9	9	9	9	9	9	9
	B	9	9	9	9	9	9	9	9	9	9	9	9	9
	A	11	11	11	11	11	11	11	11	11	11	11	11	11

mat'l code		--		tolerances unless otherwise specified		CUSTOMER		FCI	
ltr	ecn no.	dr	date	linear	0.X ±0.13	projection	COPY	www.fciconnect.com	
U				angles	.XXX ±.051		title	METRAL SIGNAL HEADER	
				dr	±°		product family	METRAL	
				eng	T.BRUNGARD 11/19/99	scale	size	dwg no	213
				chr	M.STRAWNSER 11/19/99	1:1	A	89007	sheet 4
				appd	M.STRAWNSER 02/29/00				
sheet index	revision	sheet							



This document is the property of and embodies CONFIDENTIAL and PROPRIETARY information of FCI. No part of the information shown on this document may be used in any way or disclosed to others without the written consent of FCI. Copyright FCI.

METRAL P/N	ROW	CONTACT CODE MOD. 1					MOD. 2						
		1	2	3	4	5	6	7	8	9	10	11	12
89007-X36 SEE NOTE 10 LEAD FREE OPTION	E	10	10	10	10	10	10	10	10	10	10	10	10
	D	10	10	10	10	10	10	10	10	10	10	10	10
	C	10	10	10	10	10	10	10	10	10	10	10	10
	B	10	10	10	10	10	10	10	10	10	10	10	10
	A	10	10	10	10	10	10	10	10	10	10	10	10

METRAL P/N	ROW	CONTACT CODE MOD. 1					MOD. 2						
		1	2	3	4	5	6	7	8	9	10	11	12
89007-X37 SEE NOTE 10 LEAD FREE OPTION	E	10	10	10	10	10	10	10	10	10	10	10	10
	D	10	10	10	10	10	10	10	10	10	10	10	10
	C	10	10	10	10	10	10	10	10	10	10	10	10
	B	10	10	10	10	10	10	10	10	10	10	10	10
	A	21	21	21	21	21	21	21	21	21	21	21	21

METRAL P/N	ROW	CONTACT CODE MOD. 1					MOD. 2						
		1	2	3	4	5	6	7	8	9	10	11	12
89007-X39 SEE NOTE 10 LEAD FREE OPTION	E	12	12	12	12	12	12	12	12	12	12	12	12
	D	12	12	12	12	12	12	12	12	12	12	12	12
	C	12	12	12	12	12	12	12	12	12	12	12	12
	B	12	12	12	12	12	12	12	12	12	12	12	12
	A	12	12	12	12	12	12	12	12	12	12	12	12

METRAL P/N	ROW	CONTACT CODE MOD. 1					MOD. 2						
		1	2	3	4	5	6	7	8	9	10	11	12
89007-X40 SEE NOTE 10 LEAD FREE OPTION	E	2	2	2	2	2	2	2	2	2	2	2	2
	D	2	2	2	2	2	2	2	2	2	2	2	2
	C	2	2	2	2	2	2	2	2	2	2	2	2
	B	4	4	4	4	4	4	4	4	4	4	4	4
	A	2	2	2	2	2	2	2	2	2	2	2	2

METRAL P/N	ROW	CONTACT CODE MOD. 1					MOD. 2						
		1	2	3	4	5	6	7	8	9	10	11	12
89007-X41 SEE NOTE 10 LEAD FREE OPTION	E	2	2	2	2	2	2	2	2	2	2	2	2
	D	1	1	1	1	1	1	1	1	1	1	1	1
	C	2	2	2	2	2	2	2	2	2	2	2	2
	B	2	2	2	2	2	2	2	2	2	2	2	2
	A	3	3	3	3	3	3	3	3	3	3	3	3

METRAL P/N	ROW	CONTACT CODE MOD. 1					MOD. 2						
		1	2	3	4	5	6	7	8	9	10	11	12
89007-X42 SEE NOTE 10 LEAD FREE OPTION	E	2	2	2	2	2	2	2	2	2	2	2	2
	D	4	4	4	4	4	4	4	4	4	4	4	4
	C	4	4	4	4	4	4	4	4	4	4	4	4
	B	3	3	3	3	3	3	3	3	3	3	3	3
	A	4	4	4	4	4	4	4	4	4	4	4	4

METRAL P/N	ROW	CONTACT CODE MOD. 1					MOD. 2						
		1	2	3	4	5	6	7	8	9	10	11	12
89007-X43 SEE NOTE 10 LEAD FREE OPTION	E	2	2	2	2	2	2	2	2	2	2	2	2
	D	2	2	2	2	2	2	2	2	2	2	2	2
	C	2	2	2	2	2	2	2	2	2	2	2	2
	B	2	2	2	2	2	2	2	2	2	2	2	2
	A	4	4	4	4	4	4	4	4	4	4	4	4

METRAL P/N	ROW	CONTACT CODE MOD. 1					MOD. 2						
		1	2	3	4	5	6	7	8	9	10	11	12
89007-X44 SEE NOTE 10 LEAD FREE OPTION	E	1	1	1	1	1	1	1	1	1	1	1	1
	D	3	3	3	3	3	3	3	3	3	3	3	3
	C	4	4	4	4	4	4	4	4	4	4	4	4
	B	3	3	3	3	3	3	3	3	3	3	3	3
	A	1	1	1	1	1	1	1	1	1	1	1	1

METRAL P/N	ROW	CONTACT CODE MOD. 1					MOD. 2						
		1	2	3	4	5	6	7	8	9	10	11	12
89007-X45 SEE NOTE 10 LEAD FREE OPTION	E	1	1	1	1	1	1	1	1	1	1	1	1
	D	19	19	19	19	19	19	19	19	19	19	19	19
	C	1	1	1	1	1	1	1	1	1	1	1	1
	B	19	19	19	19	19	19	19	19	19	19	19	19
	A	1	1	1	1	1	1	1	1	1	1	1	1

METRAL P/N	ROW	CONTACT CODE MOD. 1					MOD. 2						
		1	2	3	4	5	6	7	8	9	10	11	12
89007-X46 SEE NOTE 10 LEAD FREE OPTION	E	2	2	2	2	2	2	2	2	2	2	2	2
	D	2	2	2	2	2	2	2	2	2	2	2	2
	C	4	4	4	4	4	4	4	4	4	4	4	4
	B	2	2	2	2	2	2	2	2	2	2	2	2
	A	2	2	2	2	2	2	2	2	2	2	2	2

METRAL P/N	ROW	CONTACT CODE MOD. 1					MOD. 2						
		1	2	3	4	5	6	7	8	9	10	11	12
89007-X47 SEE NOTE 10 LEAD FREE OPTION	E	2	2	2	2	2	2	2	2	2	2	2	2
	D	3	3	3	3	3	3	3	3	3	3	3	3
	C	2	2	2	2	2	2	2	2	2	2	2	2
	B	2	2	2	2	2	2	2	2	2	2	2	2
	A	3	3	3	3	3	3	3	3	3	3	3	3

METRAL P/N	ROW	CONTACT CODE MOD. 1					MOD. 2						
		1	2	3	4	5	6	7	8	9	10	11	12
89007-X48 SEE NOTE 10 LEAD FREE OPTION	E	19	19	19	19	19	19	19	19	19	19	19	19
	D	19	19	19	19	19	19	19	19	19	19	19	19
	C	19	19	19	19	19	19	19	19	19	19	19	19
	B	19	19	19	19	19	19	19	19	19	19	19	19
	A	19	19	19	19	19	19	19	19	19	19	19	19

mat'l code		--		tolerances unless otherwise specified		CUSTOMER		FCI		www.fciconnect.com	
lfr	ecn no.	dr	date	linear	0.X ±0.13	projection	COPY	title	METRAL SIGNAL HEADER		
				angles	.XXX ±.051			2 MOD, 5 ROW PRESS-FIT			
				dr	T. BRUNGARD 11/19/99	MM		product family	METRAL		code
				eng	M. STRAWSER 11/19/99	scale		size	dwg no	213	
				chr	M. STRAWSER 11/19/99	1:1		89007		sheet	
				appd	M. STRAWSER 02/29/00					5	
sheet index	revision	sheet						code code	22526		4



This document is the property of and embodies CONFIDENTIAL and PROPRIETARY information of FCI. No part of the information shown on this document may be used in any way or disclosed to others without the written consent of FCI. Copyright FCI.

METRAL P/N	ROW	CONTACT CODE MOD. 1					MOD. 2						
		1	2	3	4	5	6	7	8	9	10	11	12
89007-X49 SEE NOTE 10 LEAD FREE OPTION	E	4	4	4	4	4	4	4	4	4	4	4	4
	D	3	3	3	3	3	3	3	3	3	3	3	3
	C	3	3	3	3	3	3	3	3	3	3	3	3
	B	3	3	3	3	3	3	3	3	3	3	3	3
	A	19	19	19	19	19	19	19	19	19	19	19	19
89007-X50 SEE NOTE 10 LEAD FREE OPTION	E	6	6	6	6	6	6	6	6	6	6	6	6
	D	6	6	6	6	6	6	6	6	6	6	6	6
	C	6	6	6	6	6	6	6	6	6	6	6	6
	B	8	8	8	8	8	8	8	8	8	8	8	8
	A	6	6	6	6	6	6	6	6	6	6	6	6
89007-X51 SEE NOTE 10 LEAD FREE OPTION	E	6	6	6	6	6	6	6	6	6	6	6	6
	D	5	5	5	5	5	5	5	5	5	5	5	5
	C	6	6	6	6	6	6	6	6	6	6	6	6
	B	6	6	6	6	6	6	6	6	6	6	6	6
	A	7	7	7	7	7	7	7	7	7	7	7	7
89007-X52 SEE NOTE 10 LEAD FREE OPTION	E	6	6	6	6	6	6	6	6	6	6	6	6
	D	8	8	8	8	8	8	8	8	8	8	8	8
	C	8	8	8	8	8	8	8	8	8	8	8	8
	B	7	7	7	7	7	7	7	7	7	7	7	7
	A	8	8	8	8	8	8	8	8	8	8	8	8
89007-X53 SEE NOTE 10 LEAD FREE OPTION	E	6	6	6	6	6	6	6	6	6	6	6	6
	D	6	6	6	6	6	6	6	6	6	6	6	6
	C	6	6	6	6	6	6	6	6	6	6	6	6
	B	6	6	6	6	6	6	6	6	6	6	6	6
	A	8	8	8	8	8	8	8	8	8	8	8	8
89007-X54 SEE NOTE 10 LEAD FREE OPTION	E	5	5	5	5	5	5	5	5	5	5	5	5
	D	7	7	7	7	7	7	7	7	7	7	7	7
	C	8	8	8	8	8	8	8	8	8	8	8	8
	B	7	7	7	7	7	7	7	7	7	7	7	7
	A	5	5	5	5	5	5	5	5	5	5	5	5
89007-X55 SEE NOTE 10 LEAD FREE OPTION	E	5	5	5	5	5	5	5	5	5	5	5	5
	D	20	20	20	20	20	20	20	20	20	20	20	20
	C	5	5	5	5	5	5	5	5	5	5	5	5
	B	20	20	20	20	20	20	20	20	20	20	20	20
	A	5	5	5	5	5	5	5	5	5	5	5	5
89007-X56 SEE NOTE 10 LEAD FREE OPTION	E	6	6	6	6	6	6	6	6	6	6	6	6
	D	6	6	6	6	6	6	6	6	6	6	6	6
	C	8	8	8	8	8	8	8	8	8	8	8	8
	B	6	6	6	6	6	6	6	6	6	6	6	6
	A	6	6	6	6	6	6	6	6	6	6	6	6
89007-X57 SEE NOTE 10 LEAD FREE OPTION	E	6	6	6	6	6	6	6	6	6	6	6	6
	D	7	7	7	7	7	7	7	7	7	7	7	7
	C	6	6	6	6	6	6	6	6	6	6	6	6
	B	6	6	6	6	6	6	6	6	6	6	6	6
	A	7	7	7	7	7	7	7	7	7	7	7	7
89007-X58 SEE NOTE 10 LEAD FREE OPTION	E	20	20	20	20	20	20	20	20	20	20	20	20
	D	20	20	20	20	20	20	20	20	20	20	20	20
	C	20	20	20	20	20	20	20	20	20	20	20	20
	B	20	20	20	20	20	20	20	20	20	20	20	20
	A	20	20	20	20	20	20	20	20	20	20	20	20
89007-X59 SEE NOTE 10 LEAD FREE OPTION	E	8	8	8	8	8	8	8	8	8	8	8	8
	D	7	7	7	7	7	7	7	7	7	7	7	7
	C	5	5	5	5	5	5	5	5	5	5	5	5
	B	7	7	7	7	7	7	7	7	7	7	7	7
	A	20	20	20	20	20	20	20	20	20	20	20	20
89007-X60 SEE NOTE 10 LEAD FREE OPTION	E	10	10	10	10	10	10	10	10	10	10	10	10
	D	10	10	10	10	10	10	10	10	10	10	10	10
	C	10	10	10	10	10	10	10	10	10	10	10	10
	B	12	12	12	12	12	12	12	12	12	12	12	12
	A	10	10	10	10	10	10	10	10	10	10	10	10

mat'l code		--		tolerances unless otherwise specified		CUSTOMER		FCI		www.fciconnect.com		
ltr	ecn no.	dr	date	linear	0.X ±0.13	projection	COPY	title	METRAL SIGNAL HEADER			
U				angles	.XXX ±.051			2 MOD, 5 ROW PRESS-FIT				
				dr	T. BRUNGARD 11/19/99	MM		product family	METRAL			code
				eng	M. STRAWSER 11/19/99	scale		size	dwg no		213	sheet
				chr	M. STRAWSER 11/19/99	1:1		89007		6		
				appd	M. STRAWSER 02/29/00							
sheet index	revision	sheet						code code	22526		4	



This document is the property of and embodies CONFIDENTIAL and PROPRIETARY information of FCI. No part of the information shown on this document may be used in any way or disclosed to others without the written consent of FCI. Copyright FCI.

METRAL P/N	ROW	CONTACT CODE MOD. 1					MOD. 2						
		1	2	3	4	5	6	7	8	9	10	11	12
89007-X61 SEE NOTE 10 LEAD FREE OPTION	E	10	10	10	10	10	10	10	10	10	10	10	10
	D	9	9	9	9	9	9	9	9	9	9	9	9
	C	10	10	10	10	10	10	10	10	10	10	10	10
	B	10	10	10	10	10	10	10	10	10	10	10	10
	A	11	11	11	11	11	11	11	11	11	11	11	11

METRAL P/N	ROW	CONTACT CODE MOD. 1					MOD. 2						
		1	2	3	4	5	6	7	8	9	10	11	12
89007-X62 SEE NOTE 10 LEAD FREE OPTION	E	10	10	10	10	10	10	10	10	10	10	10	10
	D	12	12	12	12	12	12	12	12	12	12	12	12
	C	12	12	12	12	12	12	12	12	12	12	12	12
	B	11	11	11	11	11	11	11	11	11	11	11	11
	A	12	12	12	12	12	12	12	12	12	12	12	12

METRAL P/N	ROW	CONTACT CODE MOD. 1					MOD. 2						
		1	2	3	4	5	6	7	8	9	10	11	12
89007-X63 SEE NOTE 10 LEAD FREE OPTION	E	10	10	10	10	10	10	10	10	10	10	10	10
	D	10	10	10	10	10	10	10	10	10	10	10	10
	C	10	10	10	10	10	10	10	10	10	10	10	10
	B	10	10	10	10	10	10	10	10	10	10	10	10
	A	12	12	12	12	12	12	12	12	12	12	12	12

METRAL P/N	ROW	CONTACT CODE MOD. 1					MOD. 2						
		1	2	3	4	5	6	7	8	9	10	11	12
89007-X64 SEE NOTE 10 LEAD FREE OPTION	E	9	9	9	9	9	9	9	9	9	9	9	9
	D	11	11	11	11	11	11	11	11	11	11	11	11
	C	12	12	12	12	12	12	12	12	12	12	12	12
	B	11	11	11	11	11	11	11	11	11	11	11	11
	A	9	9	9	9	9	9	9	9	9	9	9	9

METRAL P/N	ROW	CONTACT CODE MOD. 1					MOD. 2						
		1	2	3	4	5	6	7	8	9	10	11	12
89007-X65 SEE NOTE 10 LEAD FREE OPTION	E	9	9	9	9	9	9	9	9	9	9	9	9
	D	21	21	21	21	21	21	21	21	21	21	21	21
	C	9	9	9	9	9	9	9	9	9	9	9	9
	B	21	21	21	21	21	21	21	21	21	21	21	21
	A	9	9	9	9	9	9	9	9	9	9	9	9

METRAL P/N	ROW	CONTACT CODE MOD. 1					MOD. 2						
		1	2	3	4	5	6	7	8	9	10	11	12
89007-X66 SEE NOTE 10 LEAD FREE OPTION	E	10	10	10	10	10	10	10	10	10	10	10	10
	D	10	10	10	10	10	10	10	10	10	10	10	10
	C	12	12	12	12	12	12	12	12	12	12	12	12
	B	10	10	10	10	10	10	10	10	10	10	10	10
	A	10	10	10	10	10	10	10	10	10	10	10	10

METRAL P/N	ROW	CONTACT CODE MOD. 1					MOD. 2						
		1	2	3	4	5	6	7	8	9	10	11	12
89007-X67 SEE NOTE 10 LEAD FREE OPTION	E	10	10	10	10	10	10	10	10	10	10	10	10
	D	11	11	11	11	11	11	11	11	11	11	11	11
	C	10	10	10	10	10	10	10	10	10	10	10	10
	B	10	10	10	10	10	10	10	10	10	10	10	10
	A	11	11	11	11	11	11	11	11	11	11	11	11

METRAL P/N	ROW	CONTACT CODE MOD. 1					MOD. 2						
		1	2	3	4	5	6	7	8	9	10	11	12
89007-X68 SEE NOTE 10 LEAD FREE OPTION	E	21	21	21	21	21	21	21	21	21	21	21	21
	D	21	21	21	21	21	21	21	21	21	21	21	21
	C	21	21	21	21	21	21	21	21	21	21	21	21
	B	21	21	21	21	21	21	21	21	21	21	21	21
	A	21	21	21	21	21	21	21	21	21	21	21	21

METRAL P/N	ROW	CONTACT CODE MOD. 1					MOD. 2						
		1	2	3	4	5	6	7	8	9	10	11	12
89007-X69 SEE NOTE 10 LEAD FREE OPTION	E	12	12	12	12	12	12	12	12	12	12	12	12
	D	11	11	11	11	11	11	11	11	11	11	11	11
	C	11	11	11	11	11	11	11	11	11	11	11	11
	B	11	11	11	11	11	11	11	11	11	11	11	11
	A	21	21	21	21	21	21	21	21	21	21	21	21

METRAL P/N	ROW	CONTACT CODE MOD. 1					MOD. 2						
		1	2	3	4	5	6	7	8	9	10	11	12
89007-X70 SEE NOTE 10 LEAD FREE OPTION	E	2	2	2	2	2	2	2	2	2	2	2	2
	D	2	2	2	2	2	2	2	2	2	2	2	2
	C	3	3	3	3	3	3	3	3	3	3	3	3
	B	2	2	2	2	2	2	2	2	2	2	2	2
	A	2	2	2	2	2	2	2	2	2	2	2	2

METRAL P/N	ROW	CONTACT CODE MOD. 1					MOD. 2						
		1	2	3	4	5	6	7	8	9	10	11	12
89007-X71 SEE NOTE 10 LEAD FREE OPTION	E	3	3	3	3	3	3	3	3	3	3	3	3
	D	19	19	19	19	19	19	19	19	19	19	19	19
	C	3	3	3	3	3	3	3	3	3	3	3	3
	B	19	19	19	19	19	19	19	19	19	19	19	19
	A	3	3	3	3	3	3	3	3	3	3	3	3

METRAL P/N	ROW	CONTACT CODE MOD. 1					MOD. 2						
		1	2	3	4	5	6	7	8	9	10	11	12
89007-X72 SEE NOTE 10 LEAD FREE OPTION	E	19	19	19	19	19	19	19	19	19	19	19	19
	D	1	1	1	1	1	1	1	1	1	1	1	1
	C	1	1	1	1	1	1	1	1	1	1	1	1
	B	1	1	1	1	1	1	1	1	1	1	1	1
	A	19	19	19	19	19	19	19	19	19	19	19	19

mat'l code		--		tolerances unless otherwise specified		CUSTOMER		FCI		www.fciconnect.com	
ltr	ecn no.	dr	date	linear	0.X ±0.13	projection	COPY	title	METRAL SIGNAL HEADER		
				angles	.XXX ±.051			2 MOD, 5 ROW PRESS-FIT			
				dr	T.BRUNGARD 11/19/99	MM		product family	METRAL		
				eng	M.STRAWNSER 11/19/99	scale		size	dwg no	213	sheet
				ctr	M.STRAWNSER 11/19/99	1:1		89007	7		
				appd	M.STRAWNSER 02/29/00						
sheet index	revision	sheet									



This document is the property of and embodies CONFIDENTIAL and PROPRIETARY information of FCI. No part of the information shown on this document may be used in any way or disclosed to others without the written consent of FCI. Copyright FCI.

METRAL P/N	ROW	CONTACT CODE MOD. 1					MOD. 2						
		1	2	3	4	5	6	7	8	9	10	11	12
89007-X73 SEE NOTE 10 LEAD FREE OPTION	E	4	4	4	4	4	4	4	4	4	4	4	4
	D	4	4	4	4	4	4	4	4	4	4	4	4
	C	4	4	4	4	4	4	4	4	4	4	4	4
	B	4	4	4	4	4	4	4	4	4	4	4	4
	A	13	13	13	13	13	13	13	13	13	13	13	13

METRAL P/N	ROW	CONTACT CODE MOD. 1					MOD. 2						
		1	2	3	4	5	6	7	8	9	10	11	12
89007-X74 SEE NOTE 10 LEAD FREE OPTION	E	13	13	13	13	13	13	13	13	13	13	13	13
	D	4	4	4	4	4	4	4	4	4	4	4	4
	C	3	3	3	3	3	3	3	3	3	3	3	3
	B	4	4	4	4	4	4	4	4	4	4	4	4
	A	13	13	13	13	13	13	13	13	13	13	13	13

METRAL P/N	ROW	CONTACT CODE MOD. 1					MOD. 2						
		1	2	3	4	5	6	7	8	9	10	11	12
89007-X75 SEE NOTE 10 LEAD FREE OPTION	E	3	3	3	3	3	3	3	3	3	3	3	3
	D	3	3	3	3	3	3	3	3	3	3	3	3
	C	2	2	2	2	2	2	2	2	2	2	2	2
	B	3	3	3	3	3	3	3	3	3	3	3	3
	A	3	3	3	3	3	3	3	3	3	3	3	3

METRAL P/N	ROW	CONTACT CODE MOD. 1					MOD. 2						
		1	2	3	4	5	6	7	8	9	10	11	12
89007-X76 SEE NOTE 10 LEAD FREE OPTION	E	1	1	1	1	1	1	1	1	1	1	1	1
	D	1	1	1	1	1	1	1	1	1	1	1	1
	C	1	1	1	1	1	1	1	1	1	1	1	1
	B	1	1	1	1	1	1	1	1	1	1	1	1
	A	4	4	4	4	4	4	4	4	4	4	4	4

METRAL P/N	ROW	CONTACT CODE MOD. 1					MOD. 2						
		1	2	3	4	5	6	7	8	9	10	11	12
89007-X77 SEE NOTE 10 LEAD FREE OPTION	E	3	3	3	3	3	3	3	3	3	3	3	3
	D	19	19	19	19	19	19	19	19	19	19	19	19
	C	4	4	4	4	4	4	4	4	4	4	4	4
	B	3	3	3	3	3	3	3	3	3	3	3	3
	A	3	3	3	3	3	3	3	3	3	3	3	3

METRAL P/N	ROW	CONTACT CODE MOD. 1					MOD. 2						
		1	2	3	4	5	6	7	8	9	10	11	12
89007-X78 SEE NOTE 10 LEAD FREE OPTION	E	13	13	13	13	13	13	13	13	13	13	13	13
	D	16	16	16	16	16	16	16	16	16	16	16	16
	C	2	2	2	2	2	2	2	2	2	2	2	2
	B	16	16	16	16	16	16	16	16	16	16	16	16
	A	13	13	13	13	13	13	13	13	13	13	13	13

METRAL P/N	ROW	CONTACT CODE MOD. 1					MOD. 2						
		1	2	3	4	5	6	7	8	9	10	11	12
89007-X79 SEE NOTE 10 LEAD FREE OPTION	E	3	3	3	3	3	3	3	3	3	3	3	3
	D	3	3	3	3	3	3	3	3	3	3	3	3
	C	4	4	4	4	4	4	4	4	4	4	4	4
	B	19	19	19	19	19	19	19	19	19	19	19	19
	A	4	4	4	4	4	4	4	4	4	4	4	4

METRAL P/N	ROW	CONTACT CODE MOD. 1					MOD. 2						
		1	2	3	4	5	6	7	8	9	10	11	12
89007-X80 SEE NOTE 10 LEAD FREE OPTION	E	6	6	6	6	6	6	6	6	6	6	6	6
	D	6	6	6	6	6	6	6	6	6	6	6	6
	C	7	7	7	7	7	7	7	7	7	7	7	7
	B	6	6	6	6	6	6	6	6	6	6	6	6
	A	6	6	6	6	6	6	6	6	6	6	6	6

METRAL P/N	ROW	CONTACT CODE MOD. 1					MOD. 2						
		1	2	3	4	5	6	7	8	9	10	11	12
89007-X81 SEE NOTE 10 LEAD FREE OPTION	E	7	7	7	7	7	7	7	7	7	7	7	7
	D	20	20	20	20	20	20	20	20	20	20	20	20
	C	7	7	7	7	7	7	7	7	7	7	7	7
	B	20	20	20	20	20	20	20	20	20	20	20	20
	A	7	7	7	7	7	7	7	7	7	7	7	7

METRAL P/N	ROW	CONTACT CODE MOD. 1					MOD. 2						
		1	2	3	4	5	6	7	8	9	10	11	12
89007-X82 SEE NOTE 10 LEAD FREE OPTION	E	20	20	20	20	20	20	20	20	20	20	20	20
	D	5	5	5	5	5	5	5	5	5	5	5	5
	C	5	5	5	5	5	5	5	5	5	5	5	5
	B	5	5	5	5	5	5	5	5	5	5	5	5
	A	20	20	20	20	20	20	20	20	20	20	20	20

METRAL P/N	ROW	CONTACT CODE MOD. 1					MOD. 2						
		1	2	3	4	5	6	7	8	9	10	11	12
89007-X83 SEE NOTE 10 LEAD FREE OPTION	E	8	8	8	8	8	8	8	8	8	8	8	8
	D	8	8	8	8	8	8	8	8	8	8	8	8
	C	8	8	8	8	8	8	8	8	8	8	8	8
	B	8	8	8	8	8	8	8	8	8	8	8	8
	A	14	14	14	14	14	14	14	14	14	14	14	14

METRAL P/N	ROW	CONTACT CODE MOD. 1					MOD. 2						
		1	2	3	4	5	6	7	8	9	10	11	12
89007-X84 SEE NOTE 10 LEAD FREE OPTION	E	14	14	14	14	14	14	14	14	14	14	14	14
	D	8	8	8	8	8	8	8	8	8	8	8	8
	C	7	7	7	7	7	7	7	7	7	7	7	7
	B	8	8	8	8	8	8	8	8	8	8	8	8
	A	14	14	14	14	14	14	14	14	14	14	14	14

mat'l code		--		tolerances unless otherwise specified		CUSTOMER				www.fciconnect.com	
lfr	ecn no.	dr	date	linear	0.X ±0.13	projection	COPY	title	METRAL SIGNAL HEADER		
				angles	.XXX ±.051			2 MOD, 5 ROW PRESS-FIT			
				dr	T. BRUNGARD 11/19/99	MM		product family	METRAL		code
				eng	M. STRAWSER 11/19/99	scale		size	dwg no	213	
				chr	M. STRAWSER 11/19/99	1:1		89007		sheet 8	
				appd	M. STRAWSER 02/29/00						
sheet index	revision	sheet									





This document is the property of and embodies CONFIDENTIAL and PROPRIETARY information of FCI. No part of the information shown on this document may be used in any way or disclosed to others without the written consent of FCI. Copyright FCI.

METRAL P/N	ROW	CONTACT CODE MOD. 1					MOD. 2						
		1	2	3	4	5	6	7	8	9	10	11	12
89007-X85 SEE NOTE 10 LEAD FREE OPTION	E	7	7	7	7	7	7	7	7	7	7	7	7
	D	7	7	7	7	7	7	7	7	7	7	7	7
	C	6	6	6	6	6	6	6	6	6	6	6	6
	B	7	7	7	7	7	7	7	7	7	7	7	7
	A	7	7	7	7	7	7	7	7	7	7	7	7

METRAL P/N	ROW	CONTACT CODE MOD. 1					MOD. 2						
		1	2	3	4	5	6	7	8	9	10	11	12
89007-X86 SEE NOTE 10 LEAD FREE OPTION	E	5	5	5	5	5	5	5	5	5	5	5	5
	D	5	5	5	5	5	5	5	5	5	5	5	5
	C	5	5	5	5	5	5	5	5	5	5	5	5
	B	5	5	5	5	5	5	5	5	5	5	5	5
	A	8	8	8	8	8	8	8	8	8	8	8	8

METRAL P/N	ROW	CONTACT CODE MOD. 1					MOD. 2						
		1	2	3	4	5	6	7	8	9	10	11	12
89007-X87 SEE NOTE 10 LEAD FREE OPTION	E	7	7	7	7	7	7	7	7	7	7	7	7
	D	20	20	20	20	20	20	20	20	20	20	20	20
	C	8	8	8	8	8	8	8	8	8	8	8	8
	B	7	7	7	7	7	7	7	7	7	7	7	7
	A	7	7	7	7	7	7	7	7	7	7	7	7

METRAL P/N	ROW	CONTACT CODE MOD. 1					MOD. 2						
		1	2	3	4	5	6	7	8	9	10	11	12
89007-X88 SEE NOTE 10 LEAD FREE OPTION	E	14	14	14	14	14	14	14	14	14	14	14	14
	D	17	17	17	17	17	17	17	17	17	17	17	17
	C	6	6	6	6	6	6	6	6	6	6	6	6
	B	17	17	17	17	17	17	17	17	17	17	17	17
	A	14	14	14	14	14	14	14	14	14	14	14	14

METRAL P/N	ROW	CONTACT CODE MOD. 1					MOD. 2						
		1	2	3	4	5	6	7	8	9	10	11	12
89007-X89 SEE NOTE 10 LEAD FREE OPTION	E	7	7	7	7	7	7	7	7	7	7	7	7
	D	7	7	7	7	7	7	7	7	7	7	7	7
	C	8	8	8	8	8	8	8	8	8	8	8	8
	B	17	17	17	17	17	17	17	17	17	17	17	17
	A	20	20	20	20	20	20	20	20	20	20	20	20

METRAL P/N	ROW	CONTACT CODE MOD. 1					MOD. 2						
		1	2	3	4	5	6	7	8	9	10	11	12
89007-X90 SEE NOTE 10 LEAD FREE OPTION	E	10	10	10	10	10	10	10	10	10	10	10	10
	D	10	10	10	10	10	10	10	10	10	10	10	10
	C	11	11	11	11	11	11	11	11	11	11	11	11
	B	10	10	10	10	10	10	10	10	10	10	10	10
	A	10	10	10	10	10	10	10	10	10	10	10	10

METRAL P/N	ROW	CONTACT CODE MOD. 1					MOD. 2						
		1	2	3	4	5	6	7	8	9	10	11	12
89007-X91 SEE NOTE 10 LEAD FREE OPTION	E	11	11	11	11	11	11	11	11	11	11	11	11
	D	21	21	21	21	21	21	21	21	21	21	21	21
	C	11	11	11	11	11	11	11	11	11	11	11	11
	B	21	21	21	21	21	21	21	21	21	21	21	21
	A	11	11	11	11	11	11	11	11	11	11	11	11

METRAL P/N	ROW	CONTACT CODE MOD. 1					MOD. 2						
		1	2	3	4	5	6	7	8	9	10	11	12
89007-X92 SEE NOTE 10 LEAD FREE OPTION	E	21	21	21	21	21	21	21	21	21	21	21	21
	D	9	9	9	9	9	9	9	9	9	9	9	9
	C	9	9	9	9	9	9	9	9	9	9	9	9
	B	9	9	9	9	9	9	9	9	9	9	9	9
	A	21	21	21	21	21	21	21	21	21	21	21	21

METRAL P/N	ROW	CONTACT CODE MOD. 1					MOD. 2						
		1	2	3	4	5	6	7	8	9	10	11	12
89007-X93 SEE NOTE 10 LEAD FREE OPTION	E	12	12	12	12	12	12	12	12	12	12	12	12
	D	12	12	12	12	12	12	12	12	12	12	12	12
	C	12	12	12	12	12	12	12	12	12	12	12	12
	B	12	12	12	12	12	12	12	12	12	12	12	12
	A	15	15	15	15	15	15	15	15	15	15	15	15

METRAL P/N	ROW	CONTACT CODE MOD. 1					MOD. 2						
		1	2	3	4	5	6	7	8	9	10	11	12
89007-X94 SEE NOTE 10 LEAD FREE OPTION	E	15	15	15	15	15	15	15	15	15	15	15	15
	D	12	12	12	12	12	12	12	12	12	12	12	12
	C	11	11	11	11	11	11	11	11	11	11	11	11
	B	12	12	12	12	12	12	12	12	12	12	12	12
	A	15	15	15	15	15	15	15	15	15	15	15	15

METRAL P/N	ROW	CONTACT CODE MOD. 1					MOD. 2						
		1	2	3	4	5	6	7	8	9	10	11	12
89007-X95 SEE NOTE 10 LEAD FREE OPTION	E	11	11	11	11	11	11	11	11	11	11	11	11
	D	11	11	11	11	11	11	11	11	11	11	11	11
	C	10	10	10	10	10	10	10	10	10	10	10	10
	B	11	11	11	11	11	11	11	11	11	11	11	11
	A	11	11	11	11	11	11	11	11	11	11	11	11

METRAL P/N	ROW	CONTACT CODE MOD. 1					MOD. 2						
		1	2	3	4	5	6	7	8	9	10	11	12
89007-X96 SEE NOTE 10 LEAD FREE OPTION	E	9	9	9	9	9	9	9	9	9	9	9	9
	D	9	9	9	9	9	9	9	9	9	9	9	9
	C	9	9	9	9	9	9	9	9	9	9	9	9
	B	9	9	9	9	9	9	9	9	9	9	9	9
	A	12	12	12	12	12	12	12	12	12	12	12	12

mat'l code		--		tolerances unless otherwise specified		CUSTOMER		FCI		www.fciconnect.com	
lfr	ecn no.	dr	date	linear	0.X ±0.13	projection	COPY	title	METRAL SIGNAL HEADER		
				angles	.XXX ±.051			2 MOD, 5 ROW PRESS-FIT			
				dr	T. BRUNGARD 11/19/99	MM		product family	METRAL		code
				eng	M. STRAWSER 11/19/99	scale		size	dwg no	213	
				chr	M. STRAWSER 11/19/99	1:1		89007		sheet	
				appd	M. STRAWSER 02/29/00					9	
sheet index	revision	sheet									



This document is the property of and embodies CONFIDENTIAL and PROPRIETARY information of FCJ. No part of the information shown on this document may be used in any way or disclosed to others without the written consent of FCJ. Copyright FCJ.

METRAL P/N	ROW	CONTACT CODE MOD. 1					MOD. 2						
		1	2	3	4	5	6	7	8	9	10	11	12
89007-X97 SEE NOTE 10 LEAD FREE OPTION	E	11	11	11	11	11	11	11	11	11	11	11	11
	D	21	21	21	21	21	21	21	21	21	21	21	21
	C	12	12	12	12	12	12	12	12	12	12	12	12
	B	11	11	11	11	11	11	11	11	11	11	11	11
	A	11	11	11	11	11	11	11	11	11	11	11	11

METRAL P/N	ROW	CONTACT CODE MOD. 1					MOD. 2						
		1	2	3	4	5	6	7	8	9	10	11	12
89007-X98 SEE NOTE 10 LEAD FREE OPTION	E	15	15	15	15	15	15	15	15	15	15	15	15
	D	18	18	18	18	18	18	18	18	18	18	18	18
	C	10	10	10	10	10	10	10	10	10	10	10	10
	B	18	18	18	18	18	18	18	18	18	18	18	18
	A	15	15	15	15	15	15	15	15	15	15	15	15

METRAL P/N	ROW	CONTACT CODE MOD. 1					MOD. 2						
		1	2	3	4	5	6	7	8	9	10	11	12
89007-X99 SEE NOTE 10 LEAD FREE OPTION	E	11	11	11	11	11	11	11	11	11	11	11	11
	D	11	11	11	11	11	11	11	11	11	11	11	11
	C	12	12	12	12	12	12	12	12	12	12	12	12
	B	18	18	18	18	18	18	18	18	18	18	18	18
	A	21	21	21	21	21	21	21	21	21	21	21	21

mat'l code				tolerances unless otherwise specified		CUSTOMER		www.fcjconnect.com	
lfr	ecn no.	dr	date	linear	0.X ±0.3	COPY		title	
U					0.XY ±0.13	projection		METRAL SIGNAL HEADER	
				angles	.XXX ±.051			2 MOD, 5 ROW PRESS-FIT	
				dr	T. BRUNGARD 11/19/99			product family METRAL	
				engr	M. STRAWSER 11/19/99	size		code	
				chr	M. STRAWSER 11/19/99	scale		213	
				oppd	M. STRAWSER 02/29/00	1:1		sheet	
sheet index	revision sheet					A		10	
								code	
								22526	

REV E - 2006-04-18

PDM: Rev:U STATUS:Released Printed: Dec 01, 2009

PRODUCT NUMBER
89007-XYX
89007-XYLFF

NOTES:

- FOR DIM A AND B SEE SHEET 2 AND UP.
- BODY MATERIAL: LIQUID CRYSTAL  
POLYMER 30 % GLASS.  
FLAME RETARDANT ACC. UL 94-V0.
- PIN MATERIAL:  
PHOSPHOR BRONZE.
- PLATING ON PRESS-FIT TAIL:  
89007-XYX IS SnPb  
89007-XYLFF IS Sn (LEAD FREE)  
PLATING ON CONTACT AREA CONFORMS TO PERFORMANCE LEVEL SHOWN IN TABLE.
- PRODUCT MARKING:  
PART NUMBER DESIGNATION & BATCH I.D.
- ALL PRODUCTS WITH PART NUMBERS SHOWN IN SUBSEQUENT TABLES WILL BE PACKAGED IN TUBES. IF TRAY PACKAGING IS REQUIRED, A SUFFIX "P" WILL BE ADDED TO THE END OF THE PART NUMBER. EXAMPLE: XXXXX-XXXP OR XXXXX-XXXPLF
- PRODUCT SPECIFICATION GS-12-180  
APPLICATION SPECIFICATION BUS-20-073

PLATING IN CONTACT AREA		
DASH NUMBER	PERFORMANCE LEVEL	NOTES
-PYY	0.25 um GOLD MIN.	-
-N1YY	TELCORDIA CO (NXT)	-
-N5YY	TELCORDIA UE (NXT)	-
-1YY	TELCORDIA CO	-
-2YY	TELECOM CLASS	-
-3YY	IEC CLASS I	-
-5YY	TELCORDIA UE	-
-N1YYLFF	TELCORDIA CO (NXT) IEC CLASS I	SEE NOTE 9
-N5YYLFF	TELCORDIA UE (NXT)	SEE NOTE 9
-1YYLFF	TELCORDIA CO IEC CLASS I	SEE NOTE 9
-2YYLFF	TELECOM CLASS	SEE NOTE 9
-5YYLFF	TELCORDIA UE	SEE NOTE 9

- AFTER INSERTION INTO CIRCUIT BOARD WITH QUALIFIED TOOL.
- THE PRODUCTS WHERE THE PART NUMBER ENDS IN LF MEET THE EUROPEAN UNION DIRECTIVES AND OTHER COUNTRY REGULATIONS AS DESCRIBED IN GS-22-008.

ALL PRODUCTS EXCEPT THOSE WITH PART NUMBERS CONTAINING (DRAWING NO.)-N1--- OR (DRAWING NO.)-N5--- WILL WITHSTAND EXPOSURE TO 260°C FOR 60 SECONDS IN A CONVECTION, INFRA-RED OR VAPOR PHASE REFLOW OVEN. PART NUMBERS (DRAWING NO.)-N1--- AND (DRAWINGS NO.)-N5--- WILL NOT WITHSTAND REFLOW AND Au CONTACT SURFACE OF THE CONTACTS SHALL BE EXPOSED TO A MAXIMUM 140°C FOR NO LONGER THAN 15 SECONDS IN A WAVE SOLDER APPLICATION.

- FOR LEAD FREE PART NUMBERS, ADD AN "LF" SUFFIX.  
EXAMPLE: 89007-X01LF

II. REFER TO 85832 FOR OTHER LOAD VARIATIONS.

mat'l code		--		tolerances unless otherwise specified		CUSTOMER		FCJ		www.fcjconnect.com	
lfr	ecm no.	dr	date	linear	0.X ±0.3	projection	COPY	METRAL SIGNAL HEADER			
U				angles	0.XX ±0.13			2 MOD, 5 ROW PRESS-FIT			
				dr	.XXX ±.051			product family	METRAL	code	213
				eng	0° ±2°	scale		size	dwg no	sheet	11
				chr	T. BRUNGARD 11/19/99	1:1		89007			
				appd	M. STRAWSER 11/19/99						
sheet index	revision sheet				M. STRAWSER 02/29/00						



This document is the property of and embodies CONFIDENTIAL and PROPRIETARY information of FCJ. No part of the information shown on this document may be used in any way or disclosed to others without the written consent of FCJ. Copyright FCJ.