

## Features

- 1-1/4" Rectangular / Multiturn Cermet / Industrial / Sealed
- Panel mount option available
- Listed on the QPL per MIL-PRF-22097
- For trimmer applications/processing guidelines, [click here](#)



Model RJ12 is currently available, although not recommended for new designs.

# RJ12 - Trimpot® Trimming Potentiometer

## Electrical Characteristics

Standard Resistance Range .....10 ohms to 1 megohm  
 (see standard resistance table)  
 Resistance Tolerance ..... ±10 % std.  
 Absolute Minimum Resistance ..... 1 % or 2 ohms max.  
 (whichever is greater)  
 Contact Resistance Variation ..... 1.0 % or 1 ohm max.  
 (whichever is greater)  
 Adjustability  
 Voltage ..... ±0.01 %  
 Resistance ..... ±0.05 %  
 Resolution ..... Infinite  
 Insulation Resistance ..... 500 vdc.  
 1,000 megohms min.  
 Dielectric Strength  
 Sea Level..... 900 vac  
 70,000 Feet ..... 350 vac  
 Effective Travel ..... 22 turns nom.

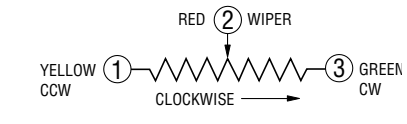
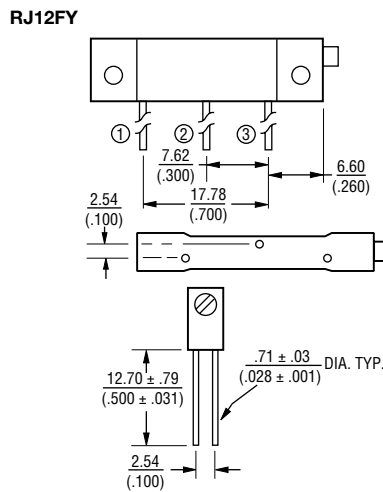
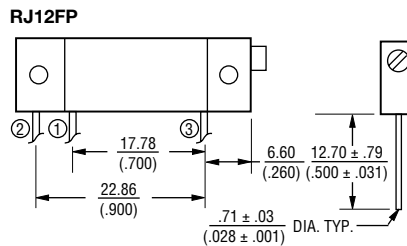
## Environmental Characteristics

Power Rating @ 70 °C (400 volts max.) ..... 1.0 watt  
 Power Rating @ 150 °C ..... 0 watt  
 Temperature Range ... -55 °C to +150 °C  
 Temperature Coefficient ... ±100 ppm/°C  
 Seal Test ..... 85 °C Fluorinert\*  
 (pin styles only)  
 Humidity .....MIL-STD-202 Method 106  
 (2 % ΔTR, 10 Megohms IR)  
 Vibration ..... 20 G (1 % ΔTR; 1 % ΔVR)  
 Shock ..... 50 G (1 % ΔTR; 1 % ΔVR)  
 Load Life ..1,000 hours 1.0 watt @ 70 °C  
 (3 % ΔTR; 1 % or 1 ohms, whichever is greater, CRV)  
 Rotational Life .....200 cycles  
 (2 % ΔTR; 1 % or 1 ohm, whichever is greater, CRV)

## Physical Characteristics

Torque..... 5.0 oz-in. max.  
 Mechanical Stops..... Wiper idles  
 Terminals Solderable printed circuit pins  
 Flexible leads .....(7 strands of 30 AWG)  
 Weight ..... 0.1 oz.  
 Marking.....Manufacturer's trademark, resistance code, terminal numbers, date code, manufacturer's model number and style  
 Wiper ..... 50 % (Actual TR) ±10 %  
 Flammability ..... U.L. 94V-0  
 Standard Packaging .....10 pcs. per tube  
 Adjustment Tool..... H-90

## Product Dimensions



DIMENSIONS:  $\frac{\text{MM}}{\text{(INCHES)}}$   
 TOLERANCES: ±  $\frac{0.25}{(.010)}$  EXCEPT WHERE NOTED

## How To Order

MIL-PRF-22097 **RJ12 F Y 103**  
 Model \_\_\_\_\_  
 Characteristic \_\_\_\_\_  
 F = ±100 ppm/°C Temp. Coeff. Max.  
 Terminal Style \_\_\_\_\_  
 Resistance Code \_\_\_\_\_

## Standard Resistance Table

Resistance (Ohms)	Resistance Code
10	100
20	200
50	500
100	101
200	201
500	501
1,000	102
2,000	202
5,000	502
10,000	103
20,000	203
25,000	253
50,000	503
100,000	104
200,000	204
250,000	254
500,000	504
1,000,000	105

REV. 08/10

\*RoHS Directive 2002/95/EC Jan 27 2003 including Annex.  
 "Trimpot" is a registered trademark of Bourns, Inc.  
 Specifications are subject to change without notice.  
 Customers should verify actual device performance in their specific applications.