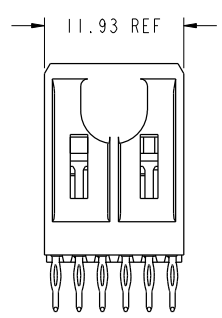
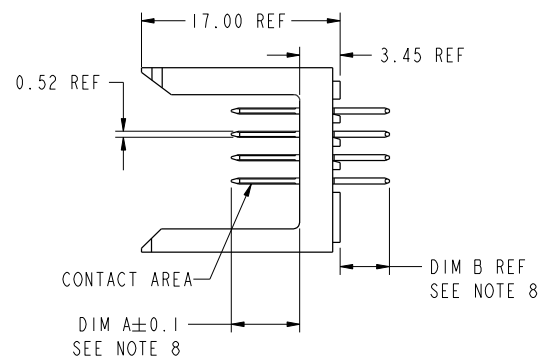
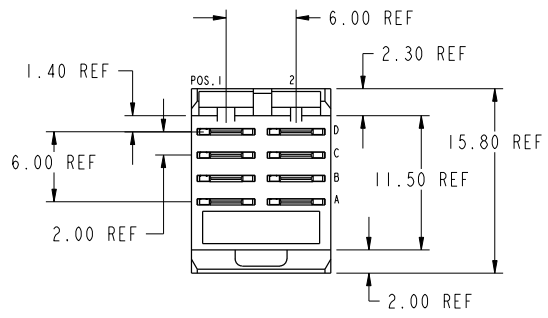


PRODUCT NUMBER
70236-YYY
70236-YYLF



PLATING IN CONTACT AREA		
DASH NUMBER	PERFORMANCE LEVEL	NOTES
-1YY	TELCORDIA CO	-
-2YY	TELECOM CLASS	-
-3YY	IEC CLASS I	-
-5YY	TELCORDIA UE	-
-1YYLF	TELCORDIA CO IEC CLASS I	SEE NOTE 10
-2YYLF	TELECOM CLASS	SEE NOTE 10
-5YYLF	TELCORDIA UE	SEE NOTE 10

www.fciconnect.com				surface 3.200		tolerance std		projection		mm	
				ISO 1302		ISO 406 ISO 1101		A4		Scale 1:10	
				TOLERANCES UNLESS OTHERWISE SPECIFIED							
				ANGULAR		0.x ±0.3		size			
				LINEAR		0.xx ±0.13		ECN		*	
				0° ±2°		0.xxx ±0.051		Spec ref		*	
				Product family		METRAL					
				METRAL POWER HEADER		70236		Rev.		AH	
				I MOD, 4 ROW PRESS-FIT		CUSTOMER		sheet 1 of 6			
				catalog no							

rev	ecn no	dr	date
AE	V06-0498	DCH	2006-05-31
AF	0609-0256	TER	2009-08-19
AG	0610-0296	TER	2010-08-11
AH	0610-0306	TER	2010-08-24
AC	V05-0385	DAI	04/21/05
AD	V05-0796	DAI	08/19/05

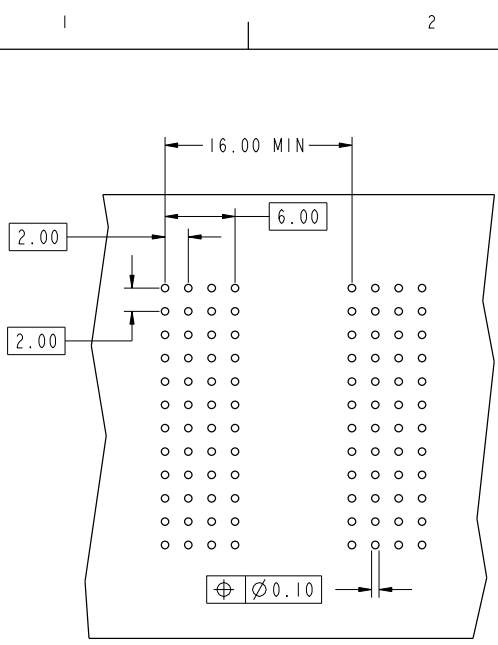
Dr	T. BRUNGARD	11/19/99
Eng	M. STRAWSER	11/19/99
Chr	M. STRAWSER	11/19/99
Appr	M. STRAWSER	02/29/00



REV 7 - 2004-04-17

PDM: Rev:AH STATUS:Released 4 Printed: Jan 17, 2011

Copyright FCI.



REQUIRED PC BOARD LAYOUT  
COMPONENT SIDE  
SEE PRINT 58351 FOR  
ADDITIONAL PCB INFORMATION

KEY		
CODE	DIMENSIONS	
	DIM "A" MATE	DIM "B" TAIL
P01	6.50	4.30
P02	7.25	4.30
P03	8.00	4.30
P04	6.50	13.60
P05	7.25	13.60
P06	8.00	13.60
P07	6.50	17.00
P08	7.25	17.00
P09	8.00	17.00
P16	5.00	4.30
P17	5.75	4.30



Copyright FCJ.

www.fciconnect.com		surface 3.200 ISO 1302	tolerance std ISO 406 ISO 1101	projection ISO 1101	mm
TOLERANCES UNLESS OTHERWISE SPECIFIED					
Dr	T. BRUNGARD	11/19/99	ANGULAR	0.x	±0.3
Eng	M. STRAWSER	11/19/99	LINEAR	0.xx	±0.13
Chr	M. STRAWSER	11/19/99	0° ±2°	0.xxx	±0.051
Appr	M. STRAWSER	02/29/00	Product family	METRAL	Spec ref
		<b>METRAL POWER HEADER</b> I MOD, 4 ROW PRESS-FIT catalog no		70236 CUSTOMER	Rev. <b>AH</b> sheet 2 of 6

PDM: Rev:AH STATUS:Released 4 Printed: Jan 17, 2011



Copyright FCI.

METRAL P/N	ROW	CONTACT CODE MOD. I	
		1	2
70236-X00 SEE NOTE 11 LEAD FREE OPTION	D	P03	P03
	C	P02	P02
	B	P01	P01
	A	P03	P03
70236-X01 SEE NOTE 11 LEAD FREE OPTION	D	P01	P01
	C	P01	P01
	B	P01	P01
	A	P01	P01
70236-X02 SEE NOTE 11 LEAD FREE OPTION	D	P01	P01
	C	P02	P02
	B	P03	P03
	A	P03	P03
70236-X03 SEE NOTE 11 LEAD FREE OPTION	D	P01	P01
	C	P01	P01
	B	P03	P03
	A	P01	P01
70236-X04 SEE NOTE 11 LEAD FREE OPTION	D	P02	P02
	C	P03	P03
	B	P03	P03
	A	P03	P03
70236-X05 SEE NOTE 11 LEAD FREE OPTION	D	P01	P01
	C	P01	P01
	B	P01	P01
	A	P03	P03
70236-X06 SEE NOTE 11 LEAD FREE OPTION	D	P03	P03
	C	P02	P02
	B	P02	P02
	A	P01	P01
70236-X07 SEE NOTE 11 LEAD FREE OPTION	D	P01	P01
	C	P01	P01
	B	P02	P02
	A	P03	P03
70236-X08 SEE NOTE 11 LEAD FREE OPTION	D	P03	P03
	C	P03	P03
	B	P03	P03
	A	P03	P03
70236-X09 SEE NOTE 11 LEAD FREE OPTION	D	P03	P03
	C	P03	P03
	B	P02	P02
	A	P02	P02
70236-X10 SEE NOTE 11 LEAD FREE OPTION	D	P16	P16
	C	P16	P16
	B	P16	P16
	A	P16	P16
70236-X11 SEE NOTE 11 LEAD FREE OPTION	D	P16	P16
	C	P16	P16
	B	P16	P16
	A	P01	P01
70236-X12 SEE NOTE 11 LEAD FREE OPTION	D	P01	P01
	C	P17	P17
	B	P17	P17
	A	P01	P01
70236-X13 SEE NOTE 11 LEAD FREE OPTION	D	P17	P17
	C	P17	P17
	B	P02	P02
	A	P17	P17
70236-X14 SEE NOTE 11 LEAD FREE OPTION	D	P17	P17
	C	P17	P17
	B	P17	P17
	A	P17	P17
70236-X15 SEE NOTE 11 LEAD FREE OPTION	D	P02	P02
	C	P02	P02
	B	P02	P02
	A	P02	P02
70236-X20 SEE NOTE 11 LEAD FREE OPTION	D	P06	P06
	C	P05	P05
	B	P04	P04
	A	P06	P06
70236-X21 SEE NOTE 11 LEAD FREE OPTION	D	P04	P04
	C	P04	P04
	B	P04	P04
	A	P04	P04
70236-X22 SEE NOTE 11 LEAD FREE OPTION	D	P04	P04
	C	P05	P05
	B	P06	P06
	A	P06	P06
70236-X23 SEE NOTE 11 LEAD FREE OPTION	D	P04	P04
	C	P04	P04
	B	P06	P06
	A	P04	P04
70236-X24 SEE NOTE 11 LEAD FREE OPTION	D	P05	P05
	C	P06	P06
	B	P06	P06
	A	P06	P06
70236-X25 SEE NOTE 11 LEAD FREE OPTION	D	P04	P04
	C	P04	P04
	B	P04	P04
	A	P06	P06
70236-X26 SEE NOTE 11 LEAD FREE OPTION	D	P06	P06
	C	P05	P05
	B	P05	P05
	A	P04	P04
70236-X27 SEE NOTE 11 LEAD FREE OPTION	D	P04	P04
	C	P04	P04
	B	P05	P05
	A	P06	P06
70236-X28 SEE NOTE 11 LEAD FREE OPTION	D	P06	P06
	C	P06	P06
	B	P06	P06
	A	P06	P06

www.fciconnect.com		surface 3.200	tolerance std	projection	mm
		ISO 1302	ISO 406 ISO 1101		
TOLERANCES UNLESS OTHERWISE SPECIFIED					
Dr	T. BRUNGARD	11/19/99	ANGULAR	LINEAR	size A4 Scale 1:10
Eng	M. STRAWSER	11/19/99	0°.xx	±0.3	ECN *
Chr	M. STRAWSER	11/19/99	0° ±2"	±0.13	
Appr	M. STRAWSER	02/29/00	Product family	METRAL	Spec ref *
		<b>METRAL POWER HEADER</b>		70236	Rev. AH
		1 MOD, 4 ROW PRESS-FIT		CUSTOMER	sheet 3 of 6
		catalog no			

REV 7 - 2004-04-17



Copyright FCI.

METRAL P/N	ROW	CONTACT CODE MOD. I	
		1	2
70236-X29 SEE NOTE 11 LEAD FREE OPTION	D	P06	P06
	C	P06	P06
	B	P05	P05
	A	P05	P05
70236-X30 SEE NOTE 11 LEAD FREE OPTION	D	P09	P09
	C	P08	P08
	B	P07	P07
	A	P09	P09
70236-X31 SEE NOTE 11 LEAD FREE OPTION	D	P07	P07
	C	P07	P07
	B	P07	P07
	A	P07	P07
70236-X32 SEE NOTE 11 LEAD FREE OPTION	D	P07	P07
	C	P08	P08
	B	P09	P09
	A	P09	P09
70236-X33 SEE NOTE 11 LEAD FREE OPTION	D	P07	P07
	C	P07	P07
	B	P09	P09
	A	P07	P07
70236-X34 SEE NOTE 11 LEAD FREE OPTION	D	P08	P08
	C	P09	P09
	B	P09	P09
	A	P09	P09
70236-X35 SEE NOTE 11 LEAD FREE OPTION	D	P07	P07
	C	P07	P07
	B	P07	P07
	A	P09	P09
70236-X36 SEE NOTE 11 LEAD FREE OPTION	D	P09	P09
	C	P08	P08
	B	P08	P08
	A	P07	P07
70236-X37 SEE NOTE 11 LEAD FREE OPTION	D	P07	P07
	C	P07	P07
	B	P08	P08
	A	P09	P09
70236-X38 SEE NOTE 11 LEAD FREE OPTION	D	P09	P09
	C	P09	P09
	B	P09	P09
	A	P09	P09
70236-X39 SEE NOTE 11 LEAD FREE OPTION	D	P09	P09
	C	P09	P09
	B	P08	P08
	A	P08	P08
70236-X40 SEE NOTE 11 LEAD FREE OPTION	D	P01	P01
	C	P03	P03
	B	P02	P02
	A	P01	P01
70236-X41 SEE NOTE 11 LEAD FREE OPTION	D	P02	P02
	C	P02	P02
	B	P02	P02
	A	P03	P03
70236-X42 SEE NOTE 11 LEAD FREE OPTION	D	P01	P01
	C	P02	P02
	B	P03	P03
	A	P01	P01
70236-X43 SEE NOTE 11 LEAD FREE OPTION	D	P02	P02
	C	P02	P02
	B	P03	P03
	A	P02	P02
70236-X44 SEE NOTE 11 LEAD FREE OPTION	D	P02	P02
	C	P02	P02
	B	P03	P03
	A	P03	P03
70236-X45 SEE NOTE 11 LEAD FREE OPTION	D	P03	P03
	C	P02	P02
	B	P02	P02
	A	P03	P03
70236-X46 SEE NOTE 11 LEAD FREE OPTION	D	P02	P02
	C	P01	P01
	B	P01	P01
	A	P03	P03
70236-X47 SEE NOTE 11 LEAD FREE OPTION	D	P03	P03
	C	P01	P01
	B	P01	P01
	A	P03	P03
70236-X48 SEE NOTE 11 LEAD FREE OPTION	D	P02	P02
	C	P03	P03
	B	P01	P01
	A	P03	P03
70236-X49 SEE NOTE 11 LEAD FREE OPTION	D	P02	P02
	C	P02	P02
	B	P02	P02
	A	P02	P02
70236-X50 SEE NOTE 11 LEAD FREE OPTION	D	P04	P04
	C	P06	P06
	B	P05	P05
	A	P04	P04
70236-X51 SEE NOTE 11 LEAD FREE OPTION	D	P05	P05
	C	P05	P05
	B	P05	P05
	A	P06	P06
70236-X52 SEE NOTE 11 LEAD FREE OPTION	D	P04	P04
	C	P05	P05
	B	P06	P06
	A	P04	P04
70236-X53 SEE NOTE 11 LEAD FREE OPTION	D	P05	P05
	C	P05	P05
	B	P06	P06
	A	P05	P05

REV 7 - 2004-04-17

www.fciconnect.com		surface 3.200	tolerance std	projection	mm
		ISO 1302	ISO 406 ISO 1101		
TOLERANCES UNLESS OTHERWISE SPECIFIED					
Dr	T. BRUNGARD	11/19/99	ANGULAR	0.x	±0.3
Eng	M. STRAWSER	11/19/99	LINEAR	0.xx	±0.13
Chr	M. STRAWSER	11/19/99	0° ±2°	0.xxx	±0.051
Appr	M. STRAWSER	02/29/00	Product family	METRAL	Spec ref
			<b>METRAL POWER HEADER</b>		70236
			1 MOD, 4 ROW PRESS-FIT		Rev. AH
catalog no			CUSTOMER		sheet 4 of 6



Copyright FCI.

METRAL P/N	ROW	CONTACT CODE MOD. I	
		1	2
70236-X54 SEE NOTE 11 LEAD FREE OPTION	D	P05	P05
	C	P05	P05
	B	P06	P06
	A	P06	P06
70236-X55 SEE NOTE 11 LEAD FREE OPTION	D	P06	P06
	C	P05	P05
	B	P05	P05
	A	P06	P06
70236-X56 SEE NOTE 11 LEAD FREE OPTION	D	P05	P05
	C	P04	P04
	B	P04	P04
	A	P06	P06
70236-X57 SEE NOTE 11 LEAD FREE OPTION	D	P06	P06
	C	P04	P04
	B	P04	P04
	A	P06	P06
70236-X58 SEE NOTE 11 LEAD FREE OPTION	D	P05	P05
	C	P06	P06
	B	P04	P04
	A	P06	P06
70236-X59 SEE NOTE 11 LEAD FREE OPTION	D	P05	P05
	C	P05	P05
	B	P05	P05
	A	P05	P05
70236-X60 SEE NOTE 11 LEAD FREE OPTION	D	P07	P07
	C	P09	P09
	B	P08	P08
	A	P07	P07
70236-X61 SEE NOTE 11 LEAD FREE OPTION	D	P08	P08
	C	P08	P08
	B	P08	P08
	A	P09	P09
70236-X62 SEE NOTE 11 LEAD FREE OPTION	D	P07	P07
	C	P08	P08
	B	P09	P09
	A	P07	P07
70236-X63 SEE NOTE 11 LEAD FREE OPTION	D	P08	P08
	C	P08	P08
	B	P09	P09
	A	P08	P08
70236-X64 SEE NOTE 11 LEAD FREE OPTION	D	P08	P08
	C	P08	P08
	B	P09	P09
	A	P09	P09
70236-X65 SEE NOTE 11 LEAD FREE OPTION	D	P09	P09
	C	P08	P08
	B	P08	P08
	A	P09	P09
70236-X66 SEE NOTE 11 LEAD FREE OPTION	D	P08	P08
	C	P07	P07
	B	P07	P07
	A	P09	P09
70236-X67 SEE NOTE 11 LEAD FREE OPTION	D	P09	P09
	C	P07	P07
	B	P07	P07
	A	P09	P09
70236-X68 SEE NOTE 11 LEAD FREE OPTION	D	P08	P08
	C	P09	P09
	B	P07	P07
	A	P09	P09
70236-X69 SEE NOTE 11 LEAD FREE OPTION	D	P08	P08
	C	P08	P08
	B	P08	P08
	A	P08	P08
70236-X70 SEE NOTE 11 LEAD FREE OPTION	D	P01	P01
	C	P01	P01
	B	P02	P02
	A	P02	P02
70236-X80 SEE NOTE 11 LEAD FREE OPTION	D	P04	P04
	C	P04	P04
	B	P05	P05
	A	P05	P05
70236-X90 SEE NOTE 11 LEAD FREE OPTION	D	P07	P07
	C	P07	P07
	B	P08	P08
	A	P08	P08
70236-X91 SEE NOTE 11 LEAD FREE OPTION	D	P16	P16
	C	P16	P16
	B	P01	P01
	A	P16	P16
70236-X92 SEE NOTE 11 LEAD FREE OPTION	D	P03	P03
	C	P01	P01
	B	P03	P03
	A	P01	P01
70236-X93 SEE NOTE 11 LEAD FREE OPTION	D	P01	P01
	C	P03	P03
	B	P01	P01
	A	P03	P03
70236-X94 SEE NOTE 11 LEAD FREE OPTION	D	P16	P16
	C	P01	P01
	B	P01	P01
	A	P01	P01
70236-X95 SEE NOTE 11 LEAD FREE OPTION	D	P02	P02
	C	P02	P02
	B	P01	P01
	A	P01	P01
70236-X96 SEE NOTE 11 LEAD FREE OPTION	D	P03	P03
	C	P02	P02
	B	P17	P17
	A	P03	P03

www.fciconnect.com		surface 3.200	tolerance std	projection	mm
		ISO 1302	ISO 406 ISO 1101		
TOLERANCES UNLESS OTHERWISE SPECIFIED					
Dr	T. BRUNGARD	11/19/99	ANGULAR	0.x	±0.3
Eng	M. STRAWSER	11/19/99	LINEAR	0.xx	±0.13
Chr	M. STRAWSER	11/19/99	0° ±2°	0.xxx	±0.051
Appr	M. STRAWSER	02/29/00	Product family	METRAL	Spec ref
				METRAL POWER HEADER	
				1 MOD, 4 ROW PRESS-FIT	
				70236	
				CUSTOMER	
				Rev. AH	
				sheet 5 of 6	

REV 7 - 2004-04-17



Copyright FCI.

METRAL P/N	ROW	CONTACT CODE MOD. 1	
		1	2
70236-X97 SEE NOTE 11 LEAD FREE OPTION	D	P01	P01
	C	P03	P03
	B	P03	P03
	A	P02	P02

METRAL P/N	ROW	CONTACT CODE MOD. 1	
		1	2
70236-X98 SEE NOTE 11 LEAD FREE OPTION	D	P02	P02
	C	P03	P03
	B	P03	P03
	A	P01	P01

METRAL P/N	ROW	CONTACT CODE MOD. 1	
		1	2
70236-X99 SEE NOTE 11 LEAD FREE OPTION	D	P03	P03
	C	P16	P16
	B	P16	P16
	A	P16	P16

METRAL P/N	ROW	CONTACT CODE MOD. 1	
		1	2
70236-X100 SEE NOTE 11 LEAD FREE OPTION	D	P03	P03
	C	P16	P16
	B	P16	P16
	A	P03	P03



NOTES:

- FOR DIM A AND B SEE SHEET 2 AND UP.
- BODY MATERIAL: LIQUID CRYSTAL  
POLYMER 30 % GLASS.  
FLAME RETARDANT ACC. UL 94-V0.
- PIN MATERIAL:  
PHOSPHOR BRONZE.
- PLATING ON PRESS-FIT TAIL:  
70236 -XYX IS SnPb  
70236 -XYLF IS SN (LEAD FREE)  
PLATING ON CONTACT AREA CONFORMS TO PERFORMANCE LEVEL SHOWN IN TABLE.
- PRODUCT MARKING:  
PART NUMBER DESIGNATION & BATCH I.D.
- ALL PRODUCTS WITH PART NUMBERS SHOWN IN SUBSEQUENT TABLES WILL BE PACKAGED IN TUBES. IF TRAY PACKAGING IS REQUIRED, A SUFFIX "P" WILL BE ADDED TO THE END OF THE PART NUMBER. EXAMPLE: XXXX-XXXP OR XXXX-XXXPLF
- PRODUCT SPECIFICATION GS-12-180  
APPLICATION SPECIFICATION BUS-20-073
- AFTER INSERTION INTO CIRCUIT BOARD WITH QUALIFIED TOOL.
- A PLATING HAS Au FLASH IN PRESS FIT AREA (LEAD FREE).
- THE PRODUCTS WHERE THE PART NUMBER ENDS IN LF MEET THE EUROPEAN UNION DIRECTIVES AND OTHER COUNTRY REGULATIONS AS DESCRIBED IN GS-22-008.
- FOR LEAD FREE PART NUMBERS, ADD AN "LF" SUFFIX. EXAMPLE: 70236-X01LF
- ALL PRODUCTS WILL WITHSTAND EXPOSURE TO 260°C FOR 60 SECONDS IN A CONVECTION, INFRA-RED OR VAPOR PHASE REFLOW OVEN.

www.fciconnect.com		surfaces 3.200 ISO 1302	tolerance std ISO 406 ISO 1101	projection mm
		TOLERANCES UNLESS OTHERWISE SPECIFIED		mm
Dr	T. BRUNGARD	11/19/99	ANGULAR	LINEAR
Eng	M. STRAWSER	11/19/99	0.x	±0.3
Chr	M. STRAWSER	11/19/99	0.xx	±0.13
Appr	M. STRAWSER	02/29/00	0.xxx	±0.051
Product family		METRAL		Spec ref
FCI		METRAL POWER HEADER		no. Eng
I MOD, 4 ROW PRESS-FIT		70236		Rev.
catalog no		CUSTOMER		sheet 6 of 6