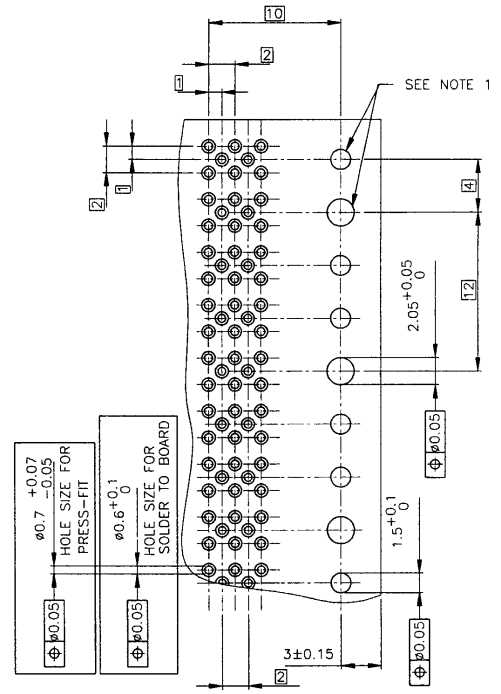
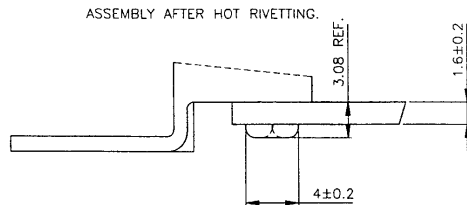
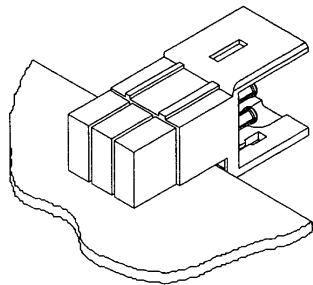
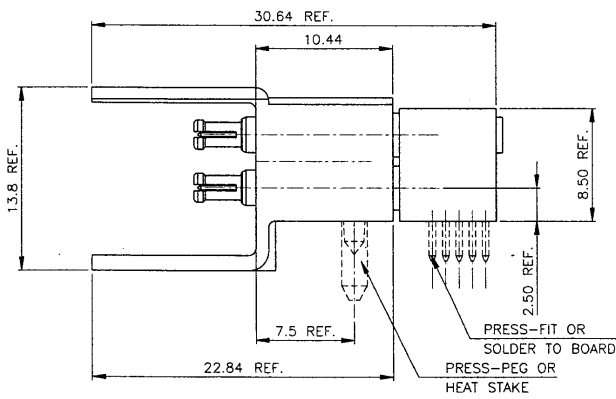
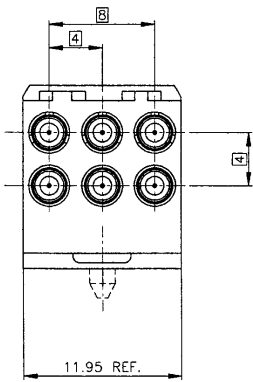


KIT P/No.	HOUSING QTY	CONTACT QTY	P.C.B. Thk.	PRODUCT TYPE
88991-301	1	3	1.6mm	HEAT STAKE S.T.B.
88991-303	1	3	2.4mm	HEAT STAKE S.T.B.
88991-401	1	3	1.6mm	PRESS-PEG S.T.B.
88991-402	1	3	2.4mm	PRESS-PEG S.T.B.
88991-411	1	3	FLEXIBLE	PRESS-PEG P.F.
88991-803	1	1	2.4mm	HEAT STAKE S.T.B.
88991-903	1	2	2.4mm	HEAT STAKE S.T.B.



RECOMMENDED HOLE PATTERN, COMPONENT SIDE.

NOTES:

- 1 Indicated holes are unplated
- 2 For contact used in this kit count one contact as two lines:

part code	tolerances unless otherwise specified	CUSTOMER COPY	BERG ELECTRONICS
REV NO DATE	linear	projection	title
A H20571 DAN 920914			R.A. HEADER
B H20755 DAN 921124			MINI COAX KIT
C H30576 DAN 921025	angles		product family METRAL (tm)
D H40536 DAN 941221	D Address	920914	code
E H60183 REV 980312	R/W D Address	920914	size dwg no
	STY P Schalk	980312	scale
	8000 H Coomans	980312	5:1
sheet index	revision	E	1
	sheet	1	