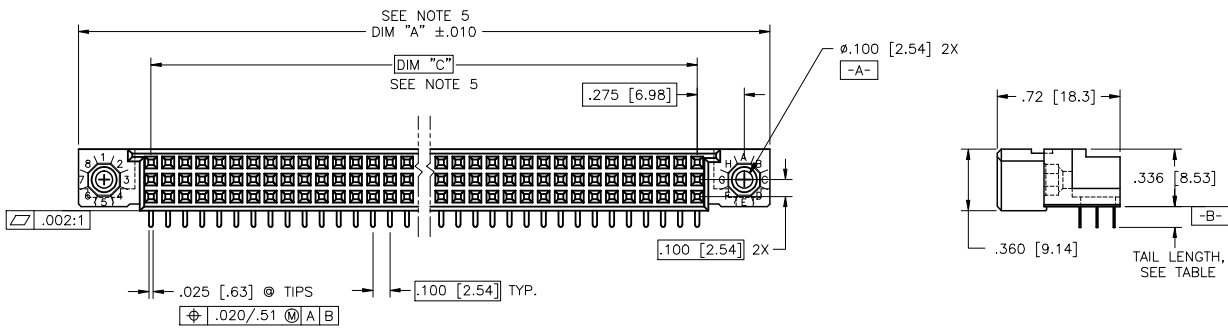
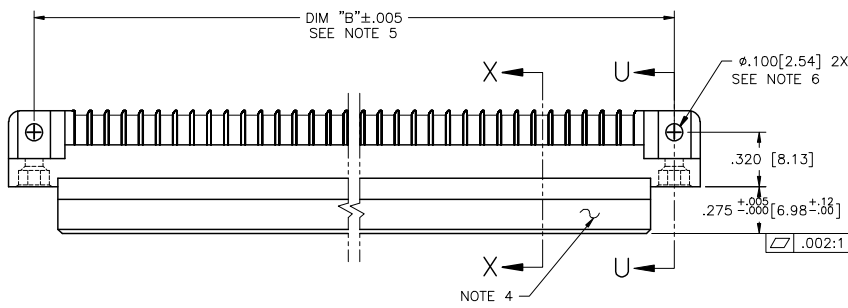


PRODUCT NUMBER  
SEE TABLE



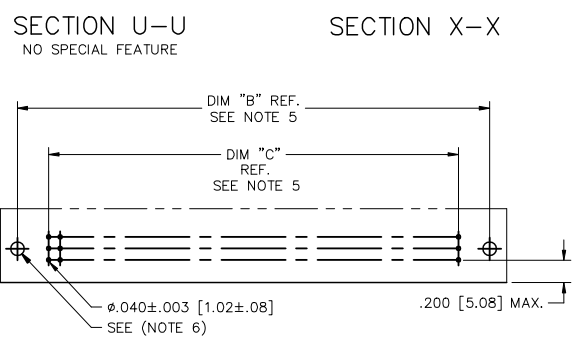
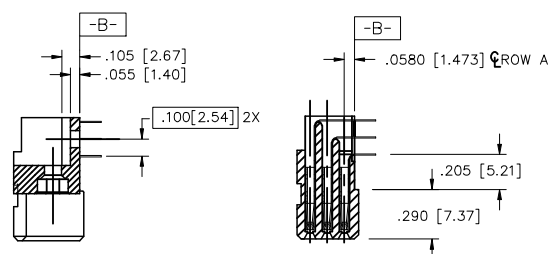
mal't. code		surface		tolerance	projection	product family
NOTE 3		ISO 1902		ISO 1902		HPC
				ISO 1001		
lfr	ec'n no	dr	date	tolerances unless otherwise specified	INCH/MM	title
J	V00254	JWS	1/13/00	XX±.01/XX±.03		3 ROW R/A RECEPTACLE
K	V01300	HTB	4/13/00	XXX±.005/XX±.013		SOLDER TO BOARD, 0 G.P.
L	V05-0895	DCH	9/20/05	XXXX±.0020/XXX±.0061	scale 1:1	dwg no
M	V05-1052	DAI	11/17/05			sheet 1 of 5
N	M06-0283	MHT	7/27/06	engr	G.PETERS	6/5/96
P	M07-0099	AGS	2/09/07	chr	S.CLARK	6/3/95
R	M08-0280	AGS	9/30/08	appd	S.CLARK	6/5/95
sheet	revision	R	R	R	R	R
index	sheet	1	2	3	4	5

PDM: Rev:R STATUS:Released Printed: Feb 18, 2010

PRODUCT NUMBER  
SEE TABLE

NOTES:

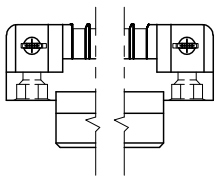
- ① PRODUCT NUMBERING CODE:  
50294 - X YYY Z S LF  
  - LEAD FREE (OPTIONAL)
  - SPECIAL FEATURES (NOTE 6)
  - TAIL LENGTH (SEE TABLE)
  - NO. OF POSITIONS (NOTE 2)
  - PLATING (SEE TABLE)
  - BASE NUMBER
- ② THIS PRODUCT IS CONFIGURED IN SIZES OF 6 thru 80 COLUMNS IN INCREMENTS OF ONE.  
i.e.: 6,7,8,9.....79,80.
- ③ HOUSING MATERIAL: GLASS & MINERAL FILLED HIGH-TEMP THERMOPLASTIC, FLAME RETARDANT PER UL94 V-0.  
CONTACT MATERIAL: BeCu
- ④ MANUFACTURE'S NAME, PART NUMBER AND LOT CODE TO APPEAR ON THIS SURFACE PER BUS-12-108.
- ⑤ LENGTH DIMENSION FORMULAS:  
DIM "A" = .100/2.54 x NO. OF COLUMNS + .75/19.1  
DIM "B" = .100/2.54 x NO. OF COLUMNS + .450/11.43  
DIM "C" = .100/2.54 x NO. OF COLUMNS - .100/2.54
- ⑥ SPECIAL FEATURES (SEE SHEET 3) AND TABLE.  
- = IF CODE IS OMITTED FROM PRODUCT NUMBER: CONNECTOR IS PROVIDED AS SHOWN, NO SPECIAL FEATURES ARE SELECTED. FOR P.C.B. ATTACHMENT IN A  $\phi$ .120[3.05] MOUNTING HOLE.  
"A" = IF SPECIFIED, PRE-INSTALLED CLAW FOR P.C.B. ATTACHMENT IN A  $\phi$ .100[2.54] MOUNTING HOLE. AVAILABLE IN "E" TAIL LENGTH ONLY.  
"B" = IF SPECIFIED, PRE-INSTALLED CLAW FOR P.C.B. ATTACHMENT IN A  $\phi$ .120[3.05] MOUNTING HOLE.  
"C" = IF SPECIFIED, MOLDED GUIDE PINS WITH PRE-INSTALLED CLAW FOR P.C.B. ATTACHMENT IN A  $\phi$ .120[3.05] MOUNTING HOLE.  
"D" = IF SPECIFIED, MOLDED GUIDE PINS WITH  $\phi$ .120[3.05] MOUNTING HOLE (NO CLAW).
- ⑦ CLAW DIMENSION DETERMINED BY P.C.B. HOLE DIAMETER.
8. THIS PRODUCT (WITH "LF" SUFFIX) MEETS EUROPEAN UNION DIRECTIVES AND OTHER COUNTRY REGULATIONS AS DESCRIBED IN GS-22-008.
9. THIS HOUSING WILL WITHSTAND EXPOSURE TO 260 DEGREES C PEAK TEMPERATURE FOR 10-30 SECONDS IN A CONVECTION, INFRA-RED OR VAPOR PHASE REFLOW OVEN.
- ⑩ PLATING OPTION:  
MAY BE EITHER GOLD OR GXT PLATED AT MANUFACTURER'S OPTION.



RECOMMENDED PCB LAYOUT  
(ALL HOLES LOCATED ON .100 [2.54] GRID UNLESS OTHERWISE SPECIFIED)

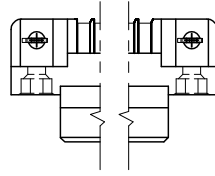
mal't code		surface	tolerance	projection	product family
NOTE 3		ISO 1902	ISO 146		HPC
		ISO 1001	ISO 1001		
lfr	ecn no	dr	date	INCH/MM	title
R				1:1	3 ROW R/A RECEPTACLE SOLDER TO BOARD, 0 G.P.
		angles	linear	scale	dwg no
		0'±2'	XXX±.01/XX±.03	1:1	sheet 2 of 5
		dr	eng	chr	appd
		G.PETERS	S.CLARK	S.CLARK	S.CLARK
		6/5/96	6/3/95	6/5/95	6/5/95
		6/5/95	6/5/95	6/5/95	6/5/95
		6/5/95	6/5/95	6/5/95	6/5/95
sheet	revision	FCJ			type
index	sheet	Product Customer Drawing			size
					A3

PRODUCT NUMBER  
SEE TABLE



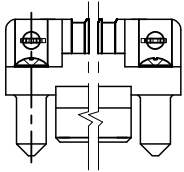
SECTION U-U

SPECIAL FEATURE OPTION "A"  
SEE NOTE 6



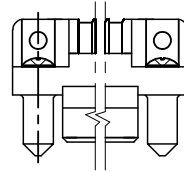
SECTION U-U

SPECIAL FEATURE OPTION "B"  
SEE NOTE 6



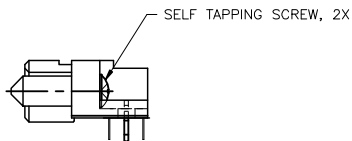
SECTION U-U

SPECIAL FEATURE OPTION "C"  
SEE NOTE 6

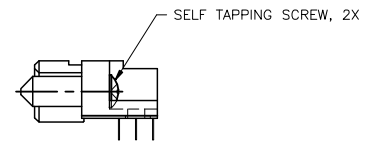


SECTION U-U

SPECIAL FEATURE OPTION "D"  
SEE NOTE 6



SEE NOTE 7



mal't. code		NOTE 3		surface	ISO 1302	tolerance	ISO 143	projection	product family
lfr	ecn no	dr	date	tolerances unless otherwise specified		ISO 1001			HPC
R				angles	linear	XX±.01/XX±0.3	INCH/MM		title
				0'±2'		XXX±.005/XX±0.13			3 ROW R/A RECEPTACLE
						XXXX.0020/XXX±0.05	scale	1:1	SOLDER TO BOARD, 0 G.P.
		dr	G.PETERS	6/5/96					dwg no
		eng	S.CLARK	6/3/95					50294
		chr	S.CLARK	6/5/95					sheet 3 of 5
		appd	S.CLARK	6/5/95					size A3
sheet	revision								type
index	sheet								Product Customer Drawing

PRODUCT NUMBER NOTE 1 AND 2	NUMBER OF POSITIONS SEE NOTE 2	TAIL LENGTH ±.010/0.25	SPECIAL FEATURES SEE NOTE 6	TAIL PLATING	CONTACT PLATING SEE NOTE 10
50294-1YYYE	YYY	.125/3.18	NONE	TIN-LEAD	30µ"/0.76µ Au
50294-1YYYEA	YYY	.125/3.18	"A"		30µ"/0.76µ Au
50294-1YYYEB	YYY	.125/3.18	"B"		30µ"/0.76µ Au
50294-1YYYEC	YYY	.125/3.18	"C"		30µ"/0.76µ Au
50294-1YYYED	YYY	.125/3.18	"D"		30µ"/0.76µ Au
50294-1YYYF	YYY	.145/3.68	NONE		30µ"/0.76µ Au
50294-1YYYFB	YYY	.145/3.68	"B"		30µ"/0.76µ Au
50294-1YYYFC	YYY	.145/3.68	"C"		30µ"/0.76µ Au
50294-1YYYFD	YYY	.145/3.68	"D"		30µ"/0.76µ Au
50294-1YYYH	YYY	.180/4.57	NONE		30µ"/0.76µ Au
50294-1YYYHB	YYY	.180/4.57	"B"		30µ"/0.76µ Au
50294-1YYYHC	YYY	.180/4.57	"C"		30µ"/0.76µ Au
50294-1YYYHD	YYY	.180/4.57	"D"		30µ"/0.76µ Au
50294-3YYYE	YYY	.125/3.18	NONE		50µ"/1.27µ Au
50294-3YYYEA	YYY	.125/3.18	"A"		50µ"/1.27µ Au
50294-3YYYEB	YYY	.125/3.18	"B"		50µ"/1.27µ Au
50294-3YYYEC	YYY	.125/3.18	"C"		50µ"/1.27µ Au
50294-3YYYED	YYY	.125/3.18	"D"		50µ"/1.27µ Au
50294-3YYYF	YYY	.145/3.68	NONE		50µ"/1.27µ Au
50294-3YYYFB	YYY	.145/3.68	"B"		50µ"/1.27µ Au
50294-3YYYFC	YYY	.145/3.68	"C"		50µ"/1.27µ Au
50294-3YYYFD	YYY	.145/3.68	"D"		50µ"/1.27µ Au
50294-3YYYH	YYY	.180/4.57	NONE		50µ"/1.27µ Au
50294-3YYYHB	YYY	.180/4.57	"B"		50µ"/1.27µ Au
50294-3YYYHC	YYY	.180/4.57	"C"		50µ"/1.27µ Au
50294-3YYYHD	YYY	.180/4.57	"D"	TIN-LEAD	50µ"/1.27µ Au

PRODUCT NUMBER NOTE 1 AND 2	NUMBER OF POSITIONS SEE NOTE 2	TAIL LENGTH ±.010/0.25	SPECIAL FEATURES SEE NOTE 6	TAIL PLATING	CONTACT PLATING SEE NOTE 10
50294-1YYEFL	YYY	.125/3.18	NONE	TIN	30µ"/0.76µ Au
50294-1YYEALF	YYY	.125/3.18	"A"		30µ"/0.76µ Au
50294-1YYEBLF	YYY	.125/3.18	"B"		30µ"/0.76µ Au
50294-1YYECLF	YYY	.125/3.18	"C"		30µ"/0.76µ Au
50294-1YYEDLF	YYY	.125/3.18	"D"		30µ"/0.76µ Au
50294-1YYFLF	YYY	.145/3.68	NONE		30µ"/0.76µ Au
50294-1YYFBLF	YYY	.145/3.68	"B"		30µ"/0.76µ Au
50294-1YYFCLF	YYY	.145/3.68	"C"		30µ"/0.76µ Au
50294-1YYFDLF	YYY	.145/3.68	"D"		30µ"/0.76µ Au
50294-1YYHLF	YYY	.180/4.57	NONE		30µ"/0.76µ Au
50294-1YYHBLF	YYY	.180/4.57	"B"		30µ"/0.76µ Au
50294-1YYHCLF	YYY	.180/4.57	"C"		30µ"/0.76µ Au
50294-1YYHDLF	YYY	.180/4.57	"D"		30µ"/0.76µ Au
50294-3YYEFL	YYY	.125/3.18	NONE		50µ"/1.27µ Au
50294-3YYEALF	YYY	.125/3.18	"A"		50µ"/1.27µ Au
50294-3YYEBLF	YYY	.125/3.18	"B"		50µ"/1.27µ Au
50294-3YYECLF	YYY	.125/3.18	"C"		50µ"/1.27µ Au
50294-3YYEDLF	YYY	.125/3.18	"D"		50µ"/1.27µ Au
50294-3YYFLF	YYY	.145/3.68	NONE		50µ"/1.27µ Au
50294-3YYFBLF	YYY	.145/3.68	"B"		50µ"/1.27µ Au
50294-3YYFCLF	YYY	.145/3.68	"C"		50µ"/1.27µ Au
50294-3YYFDLF	YYY	.145/3.68	"D"		50µ"/1.27µ Au
50294-3YYHLF	YYY	.180/4.57	NONE		50µ"/1.27µ Au
50294-3YYHBLF	YYY	.180/4.57	"B"		50µ"/1.27µ Au
50294-3YYHCLF	YYY	.180/4.57	"C"		50µ"/1.27µ Au
50294-3YYHDLF	YYY	.180/4.57	"D"	TIN	50µ"/1.27µ Au

TABLE CONTINUED ON SHEET 5



Copyright FCI

mal't code		surface		tolerance		projection		product family	
NOTE 3		ISO 1302		ISO 148		FIRST ANGLE		HPC	
ltr	ecn no	dr	date	tolerances unless otherwise specified		INCH/MM		title	
R				angles	linear	1:1		3 ROW R/A RECEPTACLE SOLDER TO BOARD, 0 G.P.	
				0'±2'	XXXL005/XXXL013	scale 1:1		dwg no	
				dr	G.PETERS	6/5/96		sheet 4 of 5 size	
				enr	S.CLARK	6/3/95		50294 A3	
				chr	S.CLARK	6/5/95		type	
				appd	S.CLARK	6/5/95		Product Customer Drawing	
sheet index	revision sheet								

PRODUCT NUMBER NOTE 1 AND 2	NUMBER OF POSITIONS SEE NOTE 2	TAIL LENGTH ±.010/0.25	SPECIAL FEATURES SEE NOTE 6	TAIL PLATING	CONTACT PLATING SEE NOTE 10
50294-5YYYE	YYY	.125/3.18	NONE	TIN/LEAD	30μ"/0.76μ GXT
50294-5YYYELF	YYY	.125/3.18	NONE	TIN	
50294-5YYYEA	YYY	.125/3.18	"A"	TIN/LEAD	
50294-5YYYEALF	YYY	.125/3.18	"A"	TIN	
50294-5YYYEB	YYY	.125/3.18	"B"	TIN/LEAD	
50294-5YYYEBLF	YYY	.125/3.18	"B"	TIN	
50294-5YYYEC	YYY	.125/3.18	"C"	TIN/LEAD	
50294-5YYYECLF	YYY	.125/3.18	"C"	TIN	
50294-5YYYED	YYY	.125/3.18	"D"	TIN/LEAD	
50294-5YYYEDLF	YYY	.125/3.18	"D"	TIN	
50294-5YYYF	YYY	.145/3.68	NONE	TIN/LEAD	
50294-5YYYFLF	YYY	.145/3.68	NONE	TIN	
50294-5YYYFB	YYY	.145/3.68	"B"	TIN/LEAD	
50294-5YYYFBLF	YYY	.145/3.68	"B"	TIN	
50294-5YYYFC	YYY	.145/3.68	"C"	TIN/LEAD	
50294-5YYYFCLF	YYY	.145/3.68	"C"	TIN	
50294-5YYYFD	YYY	.145/3.68	"D"	TIN/LEAD	
50294-5YYYFDLF	YYY	.145/3.68	"D"	TIN	
50294-5YYYH	YYY	.180/4.57	NONE	TIN/LEAD	
50294-5YYYHLF	YYY	.180/4.57	NONE	TIN	
50294-5YYYHB	YYY	.180/4.57	"B"	TIN/LEAD	
50294-5YYYHBLF	YYY	.180/4.57	"B"	TIN	
50294-5YYYHC	YYY	.180/4.57	"C"	TIN/LEAD	
50294-5YYYHCLF	YYY	.180/4.57	"C"	TIN	
50294-5YYYHD	YYY	.180/4.57	"D"	TIN/LEAD	
50294-5YYYHDLF	YYY	.180/4.57	"D"	TIN	30μ"/0.76μ GXT

mal't. code		surface		tolerance		projection		product family	
NOTE 3		ISO 1902		ISO 148		ISO 1001		HPC	
lfr	ecn no	dr	date	tolerances unless otherwise specified					
R				angles	linear	.001/01/.010.3		INCH/MM	
				0'±2'		.001±.005/.001±0.13		3 ROW R/A RECEPTACLE	
						.000±.0020/.001±0.061		SOLDER TO BOARD, 0 G.P.	
		dr	G.PETERS	6/5/96	scale		1:1	dwg no	
		eng	S.CLARK	6/3/95	FCJ			sheet 5 of 5	
		chr	S.CLARK	6/5/95				50294	
		appd	S.CLARK	6/5/95				size	
sheet	revision	type Product Customer Drawing							
index	sheet								