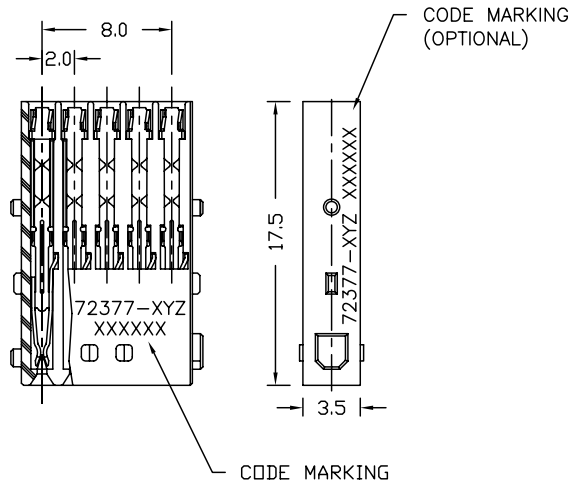
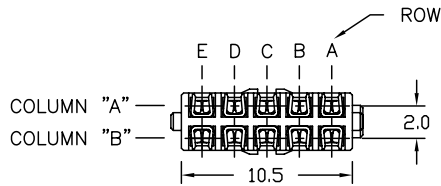


NOTES:

1. SEE APPLICATION SPECIFICATION GS-20-003 FOR INSTRUCTIONS ON WIRE INSERTION AND ASSEMBLY OF COMPONENTS FOR CONNECTORS USING THESE SUB-ASSEMBLIES.
2. THE PRODUCTS WHERE THE PART NUMBER ENDS IN LF MEET THE EUROPEAN UNION DIRECTIVES AND OTHER COUNTRY REGULATIONS AS DESCRIBED IN GS-22-008.
3. THESE PRODUCTS LISTED ON THIS DRAWING WILL NOT WITHSTAND WAVE SOLDER OR REFLOW OPERATIONS.
4. FOR LEAD FREE PART NUMBERS, ADD AN 'LF' SUFFIX. EXAMPLE: 72377-111LF.

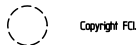
MATERIAL

- INSULATORS
GLASS FILLED 612 POLYAMIDE
- CONTACTS
PHOSPHOR BRONZE
SOLDER FINISH ON IDC DIMPLES



mat'l. code				surface	tolerance	projection	product family
ltr	ec'n no	dr	date	ASME Y14.5	ASME Y14.5		METRAL
A	V71586	JRV	11/25/97	angles	X *3	MM	2X5 CONNECTOR SUB-ASSEM. 5 ROW METRAL SHIELDED CABLE CONNECTOR ASSY.
B	V12562	CGD	10/22/01	fin	XX *B		
C	V21691	TAB	10/28/02	0° ±2'	XXX *051		
D	V05-0598	VS	08/10/05	dr	J. VOLSTORF	11/26/97	FCJ
E	V06-0613	JRV	2006-06-22	eng	J. VOLSTORF	11/26/97	
				chr	J. VOLSTORF	11/26/97	
				appd	J. VOLSTORF	11/26/97	
sheet	revision	E	E				
index	sheet	1	2				

title	METRAL	
dwg no	72377	sheet 1 of 2 size A4
type	CUSTOMER Drawing	



1 | 2



3 |



4

ORDERING INFORMATION

ORDER PARTS 72377-XYZ1 WHERE
PLATING ON CONTACT TINES.

- X=1 FOR 0.8 um GOLD
- X=2 FOR 2.0 um GOLD
- X=3 FOR 1.3 um GOLD
- X=9 FOR 0.8 um GXT

COPPER WIRE SIZE

- Z=1 FOR 26 TO 24 GAGE
- Z=2 FOR 30 TO 28 GAGE

INSULATOR TYPE

- Y=1 END POSITION
1 REQ'D FOR ALL CABEL
CONNECTORS
 - Y=2 REQ'D FOR ALL REMAINING
POSITIONS IN CABEL
CONNECTOR
- IDC AREA PLATING SnPb

ORDERING INFORMATION

ORDER PARTS 72377-XYZ1LF WHERE
PLATING ON CONTACT TINES.

- X=1 FOR 0.8 um GOLD
- X=2 FOR 2.0 um GOLD
- X=3 FOR 1.3 um GOLD
- X=9 FOR 0.8 um GXT

COPPER WIRE SIZE

- Z=1 FOR 26 TO 24 GAGE
- Z=2 FOR 30 TO 28 GAGE

INSULATOR TYPE

- Y=1 END POSITION
1 REQ'D FOR ALL CABEL
CONNECTORS
 - Y=2 REQ'D FOR ALL REMAINING
POSITIONS IN CABEL
CONNECTOR
- IDC AREA PLATING Sn (LEAD FREE)

A

A

B

B

mat'l. code		surface ASME Y14.5 ✓	tolerance ASME Y14.5	projection 	product family METRAL
ltr	ecn no	dr	date	tolerances unless otherwise specified	title
E				angles X *3 XX *B 0' ±2'	2X5 CONNECTOR SUB-ASSEM. 5 ROW METRAL SHIELDED CABLE CONNECTOR ASSY.
				scale 1:1	dwg no 72377
		dr	J. VOLSTORF	11/26/97	sheet 2 of 2
		engr	J. VOLSTORF	11/26/97	size A4
		chr	J. VOLSTORF	11/26/97	
		appd	J. VOLSTORF	11/26/97	type CUSTOMER Drawing
sheet index	revision sheet				

form: A4mmXLC

1 |

2 |

3 |

4

PDM: Rev:E

STATUS Released

Printed: Jul 28, 2010