THIS DRAWING IS UNPUBLISHED. RELEASED FOR PUBLICATION
© COPYRIGHT - BY TYCO ELECTRONICS CORPORATION. ALL RIGHTS RESERVED.

LOC	DIST	REVISIONS				
ES	00	P	LTR	DESCRIPTION	DATE	DSN	APVD
			A	REVISED FB00-0215-04	16DEC04	G.Z.	I.E.

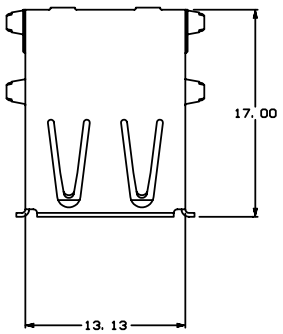

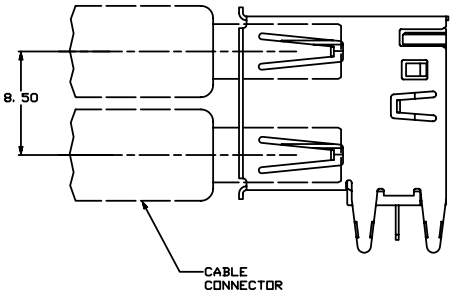

1. MATERIAL:
   SHELL & CONTACTS- COPPER ALLOY.
   HOUSING- UL 94V-0 RATED, THERMOPLASTIC, SEE TABLE.
2. PLATING:
   CONTACTS- 0.076um MINIMUM GOLD OVER 0.76um MINIMUM PALLADIUM-NICKEL ON MATING AREA. OR CONTACT ALTRENATE PLATING 0.76um MINIMUM GOLD ON MATING AREA.
   3.80um MINIMUM MATTE TIN ON SOLDER TAILS.
   BOTH OVER 1.27um MINIMUM NICKEL.
   SHELL: 2~5um MINIMUM BRIGHT TIN
3. DATUM AND BASIC DIMENSIONS ESTABLISHED BY CUSTOMER.
4. RECOMMENDED PC BOARD THICKNESS OF 1.57.
5. PLATING:
   CONTACTS- 0.127um MINIMUM GOLD ON MATING AREA,
   3.80um MINIMUM MATTE TIN ON SOLDER TAILS.
   ALL OVER .76um MINIMUM NICKEL ON ENTIRE CONTACT.
   SHELL: 2~5um MINIMUM BRIGHT TIN
6. PACKAGED IN TRAYS

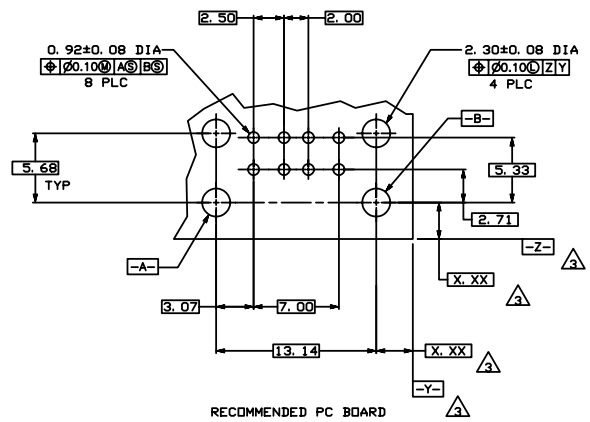

RECOMMENDED PC BOARD
MOUNTING DIMENSIONS

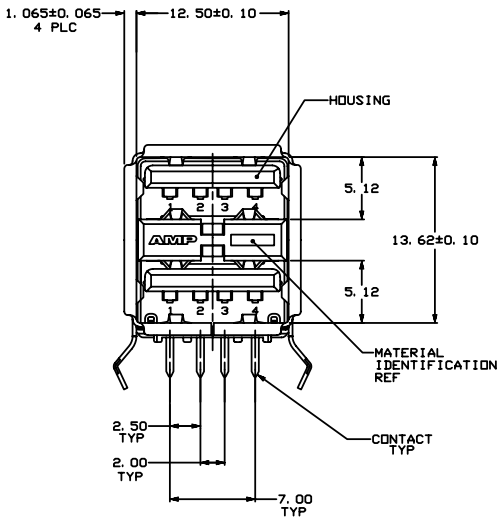

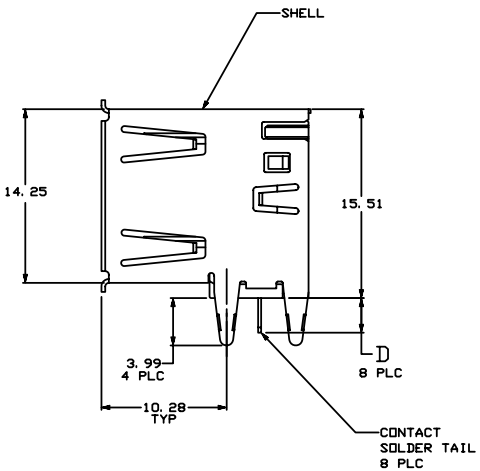

PACKAGING	PLATING	HIGH TEMPERATURE COMPATIBLE	D	HOUSING COLOR	PART NUMBER
6	5	NO	2.84±0.25	BLACK	5787617-7
6	2	YES	2.84±0.25	NATURAL	5787617-6
6	2	YES	2.29±0.25	BLACK	5787617-5
6	2	YES	2.84±0.25	BLACK	5787617-4
6	2	NO	2.84±0.25	NATURAL	5787617-3
6	2	NO	2.29±0.25	BLACK	5787617-2
6	2	NO	2.84±0.25	BLACK	5787617-1

THIS DRAWING IS A CONTROLLED DOCUMENT.

DIMENSIONS: mm

TOLERANCES UNLESS OTHERWISE SPECIFIED:
0 PLC ± -
1 PLC ± -
2 PLC ± 0.13
3 PLC ± -
4 PLC ± -
ANGLES ± -

MATERIAL 1

FINISH SEE CHART

DSN J.JIANG 12APR2004
CHK S.YAO 12APR04
APVD J.QU 12APR04
PRODUCT SPEC —
APPLICATION SPEC —
WEIGHT —

Tyco Electronics Corporation
Shanghai, P.R.China, 200233

TITLE RECEPTACLE ASSEMBLY, RIGHT ANGLE, STACKED, THRU-HOLE, USB LEAD FREE VERSION

SIZE A1 | CAGE CODE 00779 | DRAWING NO C-5787617 | RESTRICTED TO —

CUSTOMER DRAWING | SCALE 5:1 | SHEET 1 OF 1 | REV A

AMP 4605 REV 31MAR2000
F:\Govin_zhang\Finished usb Lead free\5787617\C_5787617_A.dwg

Downloaded from Elcodis.com electronic components distributor