

USB-A-D-S-B-TH

USB-A-S-F-O-TH

USB-AM-S-F-W-TH

USB-A-S-F-B-VU

USB-A, USBR-A, USB-AM SERIES

STANDARD & RUGGED USB INTERFACES

SPECIFICATIONS

For complete specifications and recommended PCB layouts see www.samtec.com?USB-A or www.samtec.com?USBR-A

Insulator Material:

High Temperature Thermoplastic

Contact Material:

Phosphor Bronze

Shell Material:

Copper Alloy

Plating:

Gold on Contacts, Nickel on Shell, Tin on Tails

Operating Temp Range:

-50°C to +85°C

Current Rating:

1 A per contact

Voltage Rating:

30 VAC

Contact Resistance:

30 mΩ max

Cycles:

1500 (maximum number of cycles tested)

Packaging:

Packaged and shipped in Bulk Packaging Trays; Trays suitable for automation are available upon request.

RoHS Compliant:

Yes

Lead-Free Solderable:

-SM1=Yes

-TH & -VU=Yes

(Wave Solder only)



TYPE

A

SHELL TYPE

PLATING

COLOR

TERMINATION

USB
= Standard Connector


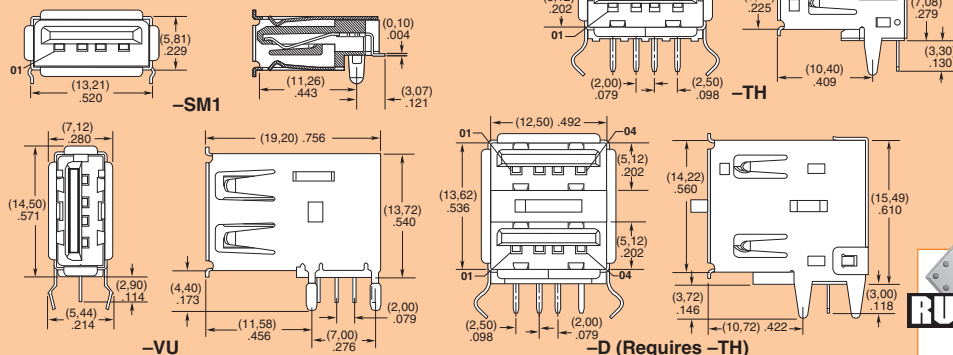
USBR
= Increased Retention Connector (Complies with Class 1, DIV II minimum withdrawal requirement of 15N.)

-S
= Single
-D
= Double (-TH option only)

-S
= 30μ" (0.76 μm) Gold on Mating Area, Tin on Tails
-F
= Gold Flash on Mating Area, Tin on Tails

-B
= Black
-W
= White
-O
= Orange (USBR only)

-TH
= Through-hole
-SM1
= Offset Surface Mount
-VU
= Upright, Through-Hole



SPECIFICATIONS

For complete specifications and recommended PCB layouts see www.samtec.com?USB-AM

Insulator Material:

High Temperature Thermoplastic

Contact Material:

Phosphor Bronze

Shell Material:

Copper Alloy

Plating:

Gold on Contacts, Nickel on Shell, Tin on Tails

Operating Temp Range:

-50°C to +85°C

Current Rating:

1 A per contact

Voltage Rating:

30 VAC

Contact Resistance:

30 mΩ max

Cycles:

1500 (maximum number of cycles tested)

Packaging:

Packaged and shipped in Bulk Packaging Trays; Trays suitable for automation are available upon request.

RoHS Compliant:

Yes

Lead-Free Solderable:

-SM1=Yes

-TH=Yes (Wave Solder only)



USB

TYPE

SHELL TYPE

PLATING

COLOR

TERMINATION

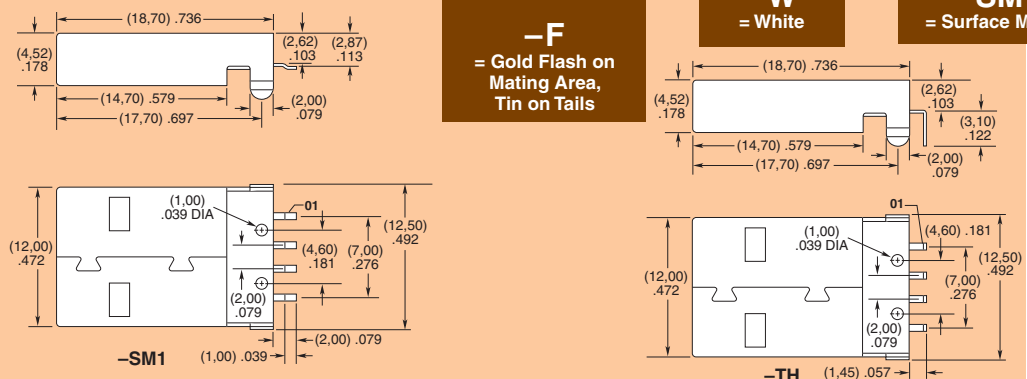
-AM
= A Type (Plug)

-S
= Single

-S
= 30μ" (0.76 μm) Gold on Mating Area, Tin on Tails
-F
= Gold Flash on Mating Area, Tin on Tails

-B
= Black
-W
= White

-TH
= Through-hole
-SM1
= Surface Mount



Due to technical progress, all designs, specifications and components are subject to change without notice.

WWW.SAMTEC.COM

SAMTEC USA • Tel: 1-800-SAMTEC-9 or 812-944-6733 SAMTEC SILICON VALLEY • Tel: 408-395-5900 SAMTEC SOUTHERN CALIFORNIA • Tel: 1-800-726-8329
SAMTEC AMERICA LATINA COMERCIO EXTERIOR LTDA • Tel: (+55 31) 3786 3227 SAMTEC UNITED KINGDOM • Tel: 44 01236 739292 SAMTEC GERMANY • Tel: +49 (0) 89 / 89460-0
SAMTEC FRANCE • Tel: 33 01 60 95 06 60 SAMTEC ITALY • Tel: 39 039 6890337 SAMTEC NORDIC/BALTIC • Tel: +46-84477280 SAMTEC BENELUX • Tel: 44 01236 739292 SAMTEC ISRAEL • Tel: 972-3-7526600
SAMTEC INDIA • Tel: +91-80-3272 1612 SAMTEC ASIA PACIFIC • Tel: 65 6745-5955 SAMTEC JAPAN • Tel: 045-475-1385 SAMTEC CHINA • Tel: 86-21-61103766 SAMTEC TAIWAN • Tel: 886-2-2735-6109
SAMTEC HONG KONG • Tel: 852-26009858 SAMTEC KOREA • Tel: 82-31-717-5685 SAMTEC ANZ • Tel: 613 9512 7747 SAMTEC SOUTH AFRICA • Tel: 27 11 452 8112