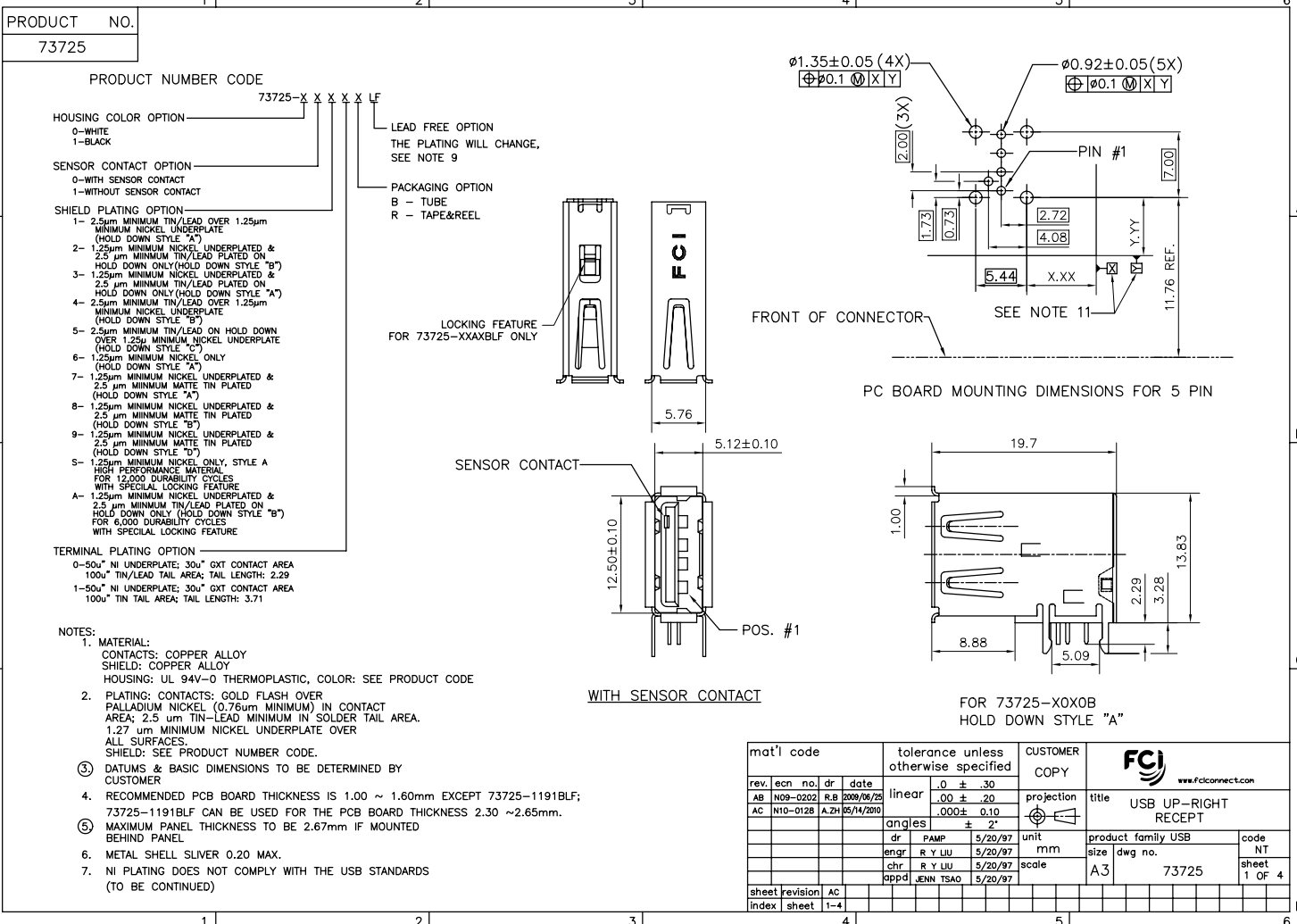


FCJ Electronic Components Inc. / FCJ Électronique Composants Inc.  
 All rights strictly reserved. Reproduction or dissemination of this drawing without written consent of FCJ is prohibited.  
 Tous droits strictement réservés. Toute réimpression ou diffusion de ce document sans autorisation écrite de FCJ est interdite.



PRODUCT NO.  
73725

PRODUCT NUMBER CODE  
73725-X X X X LF

HOUSING COLOR OPTION  
0-WHITE  
1-BLACK

SENSOR CONTACT OPTION  
0-WITH SENSOR CONTACT  
1-WITHOUT SENSOR CONTACT

SHIELD PLATING OPTION

- 1- 2.5µm MINIMUM TIN/LEAD OVER 1.25µm MINIMUM NICKEL UNDERPLATE (HOLD DOWN STYLE "A")
- 2- 1.25µm MINIMUM NICKEL UNDERPLATED & 2.5 µm MINIMUM TIN/LEAD PLATED ON HOLD DOWN ONLY (HOLD DOWN STYLE "B")
- 3- 1.25µm MINIMUM NICKEL UNDERPLATED & 2.5 µm MINIMUM TIN/LEAD PLATED ON HOLD DOWN ONLY (HOLD DOWN STYLE "A")
- 4- 2.5µm MINIMUM TIN/LEAD OVER 1.25µm MINIMUM NICKEL UNDERPLATE (HOLD DOWN STYLE "B")
- 5- 2.5µm MINIMUM TIN/LEAD ON HOLD DOWN OVER 1.25µm MINIMUM NICKEL UNDERPLATE (HOLD DOWN STYLE "A")
- 6- 1.25µm MINIMUM NICKEL ONLY (HOLD DOWN STYLE "A")
- 7- 1.25µm MINIMUM NICKEL UNDERPLATED & 2.5 µm MINIMUM MATTE TIN PLATED (HOLD DOWN STYLE "A")
- 8- 1.25µm MINIMUM NICKEL UNDERPLATED & 2.5 µm MINIMUM MATTE TIN PLATED (HOLD DOWN STYLE "B")
- 9- 1.25µm MINIMUM NICKEL UNDERPLATED & 2.5 µm MINIMUM MATTE TIN PLATED (HOLD DOWN STYLE "D")
- S- 1.25µm MINIMUM NICKEL ONLY, STYLE A HIGH PERFORMANCE MATERIAL FOR 12,000 DURABILITY CYCLES WITH SPECIAL LOCKING FEATURE
- A- 1.25µm MINIMUM NICKEL UNDERPLATED & 2.5 µm MINIMUM TIN/LEAD PLATED ON HOLD DOWN ONLY (HOLD DOWN STYLE "B") FOR 6,000 DURABILITY CYCLES WITH SPECIAL LOCKING FEATURE

TERMINAL PLATING OPTION

- 0-50µ" NI UNDERPLATE; 30µ" GXT CONTACT AREA
- 100µ" TIN/LEAD TAIL AREA; TAIL LENGTH: 2.29
- 1-50µ" NI UNDERPLATE; 30µ" GXT CONTACT AREA
- 100µ" TIN TAIL AREA; TAIL LENGTH: 3.71

NOTES:

1. MATERIAL:  
CONTACTS: COPPER ALLOY  
SHIELD: COPPER ALLOY  
HOUSING: UL 94V-0 THERMOPLASTIC, COLOR: SEE PRODUCT CODE
2. PLATING: CONTACTS: GOLD FLASH OVER  
FALLADIUM NICKEL (0.76µm MINIMUM) IN CONTACT AREA; 2.5 µm TIN-LEAD MINIMUM IN SOLDER TAIL AREA.  
1.27 µm MINIMUM NICKEL UNDERPLATE OVER ALL SURFACES.  
SHIELD: SEE PRODUCT NUMBER CODE.
- ③ DATUMS & BASIC DIMENSIONS TO BE DETERMINED BY CUSTOMER
4. RECOMMENDED PCB BOARD THICKNESS IS 1.00 ~ 1.60mm EXCEPT 73725-1191BLF; 73725-1191BLF CAN BE USED FOR THE PCB BOARD THICKNESS 2.30 ~ 2.65mm.
- ⑤ MAXIMUM PANEL THICKNESS TO BE 2.67mm IF MOUNTED BEHIND PANEL
6. METAL SHELL SLIVER 0.20 MAX.
7. NI PLATING DOES NOT COMPLY WITH THE USB STANDARDS (TO BE CONTINUED)

LEAD FREE OPTION  
THE PLATING WILL CHANGE,  
SEE NOTE 9

PACKAGING OPTION  
B - TUBE  
R - TAPE&REEL

LOCKING FEATURE  
FOR 73725-XXAXBFL ONLY

SENSOR CONTACT

WITH SENSOR CONTACT

Ø1.35±0.05 (4X)  
Ⓜ X Y

Ø0.92±0.05 (5X)  
Ⓜ X Y

FRONT OF CONNECTOR

PC BOARD MOUNTING DIMENSIONS FOR 5 PIN

FOR 73725-XOXOB  
HOLD DOWN STYLE "A"

mat'l code		tolerance unless otherwise specified		CUSTOMER COPY		FCJ www.fcjconnect.com	
rev.	ecn no.	dr	date	linear	.00 ± .30	projection	title
AB	N09-0202	R.B	2009/06/25		.00 ± .20		USB UP-RIGHT
AC	N10-0128	A.ZH	05/14/2010		.000± 0.10		RECEIPT
				angles	± 2'		product family USB
				dr	PAMP	5/20/97	unit
				engr	R Y LIU	5/20/97	mm
				chr	R Y LIU	5/20/97	scale
				app'd	JENN TSAO	5/20/97	size
				sheet	revision	AC	product size
				index	sheet	1-4	family size
						A3	
						73725	
						code NT	
						1 OF 4	

Tous droits strictement réservés. Reproduction ou communication à des tiers Int sans aucune forme de autorisation écrite du propriétaire.  
 FCJ  
 Droits de reproduction BERG ELECTRONICS by

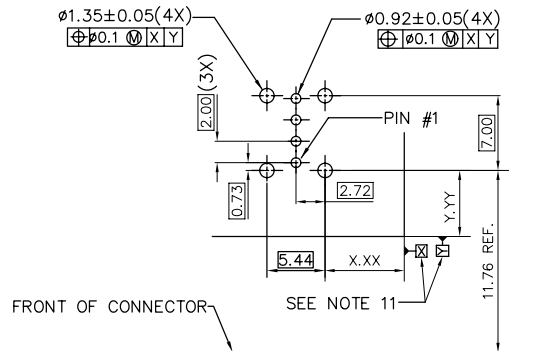
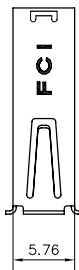


All rights strictly reserved. Reproduction or issue to third parties in any form whatsoever is not permitted without written authority from the proprietor.  
 FCJ  
 Copyright BERG ELECTRONICS by

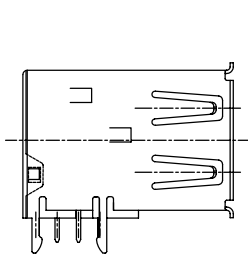
PRODUCT NO.
73725

(CONTINUED)

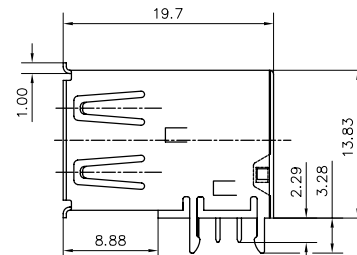
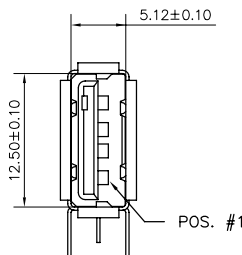
6. P/N'S WITH SUFFIX "LF" ARE LEAD FREE P/N'S
7. FOR LEAD FREE P/N, THE PRODUCT MEET EUROPEAN UNION DIRECTIVES AND OTHER COUNTRY REGULATION AS DESCRIBED IN GS-22-008
8. FOR THE PORDUCTS WITH THE METAL SHELL PLATING NICKEL AND MATTE SN CAN WITHSTAND EXPOSURE TO 260°C PEAK TEMPERATURE FOR 40 SECONDS IN A CONVECTION, INFRA-RED OR VAPOR PHASE REFLOW PROCESS; FOR THE PRODUCTS WITH METAL SHELL PLATING BRIGHT SN OR SEMI-BRIGHT SN CAN'T WITHSTAND REFLOW AND JUST CAN WITHSTAND EXPOSURE TO 260°C PEAK TEMPERATURE FOR 10 SECONDS IN WAVE SOLDERING PROCESS.
9. FOR ALL LEAD FREE P/N'S, CHANGE TIN/LEAD PLATING TO PURE TIN PLATING
10. THE PRODUCT CAN BE USED FOR PIP PROCESS
11. DATUM OF CUSTOMER'S PCB LAYOUT.



PC BOARD MOUNTING DIMENSIONS FOR 4 PIN



WITHOUT SENSOR CONTACT



FOR 73725-X1X0B

mat'l code		tolerance unless otherwise specified		CUSTOMER COPY		FCJ www.fcjconnect.com	
rev.	ecn no.	dr	date	linear	0 ± .30	projection	title USB UP-RIGHT RECEPT
AC	N10-0128	A.ZH	05/14/2010		.00 ± .20		
				angles	.000 ± .010	product family USB	code TWN
				dr	± 2°		
				enr	PETER PAM 9/4/97	unit	sheet 2 OF 4
				chr	R Y LIU 9/4/97	mm	
				appd	R Y LIU 9/4/97	scale	product family USB size dwg no. 73725
					JENN TSAO 9/4/97		
sheet	revision						
index	sheet						

PDM: Rev:AC

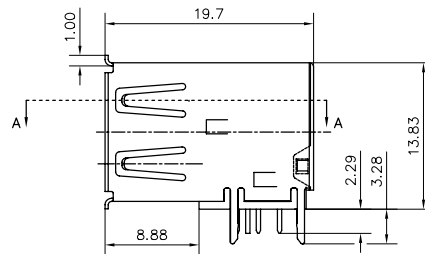
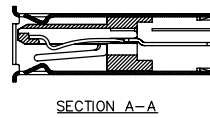
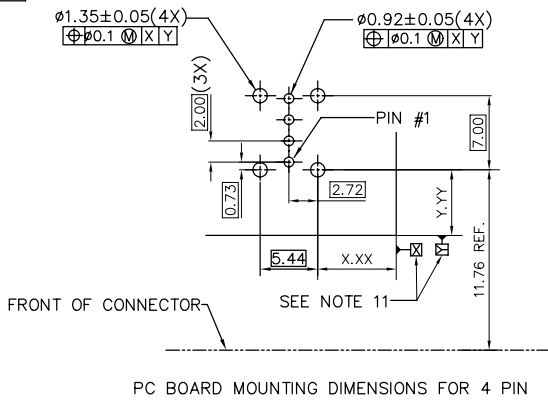
STATUS: Released

Printed: Jul 26, 2010

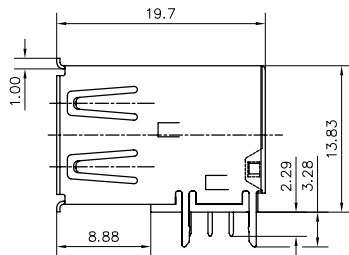
Tous droits strictement réservés. Reproduction ou communication sans l'avis écrit du propriétaire. Toute réimpression sans autorisation écrite du propriétaire. Property of FCJ ELECTRONICS. Copyright FCJ ELECTRONICS. All rights strictly reserved. Reproduction or communication without the written authority of the proprietor. Copyright FCJ ELECTRONICS. All rights strictly reserved. Reproduction or communication without the written authority of the proprietor. Copyright FCJ ELECTRONICS.

All rights strictly reserved. Reproduction or communication without the written authority of the proprietor. Copyright FCJ ELECTRONICS. All rights strictly reserved. Reproduction or communication without the written authority of the proprietor. Copyright FCJ ELECTRONICS.

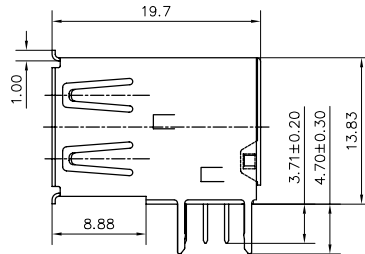
PRODUCT NO.  
73725



WITH SENSOR CONTACT  
FOR 73725-X0X0B  
HOLD DOWN STYLE "B"



WITHOUT SENSOR CONTACT  
FOR 73725-X1X0B  
HOLD DOWN STYLE "B"



WITHOUT SENSOR CONTACT  
FOR 73725-X191XLF  
HOLD DOWN STYLE "D"

mat'l code		tolerance unless otherwise specified		CUSTOMER COPY		FCJ www.fcjconnect.com	
rev.	ecn no.	dr	date	linear	.0 ± .30	projection	title
AC	N10-0128	A.ZH	05/14/2010		.00 ± .20		USB UP-RIGHT RECEPT
				angles	.000± 0.10		product family
					± 2'	unit	size
		dr	PETER	5/20/97		mm	dwg no.
		enagr	JOHN WEN	5/20/97		scale	73725
		chr	JOHN WEN	5/20/97			sheet
		appd	JENN TSAO	5/20/97			3 OF 4
sheet revision							
index sheet							

PDM: Rev:AC

STATUS: Released

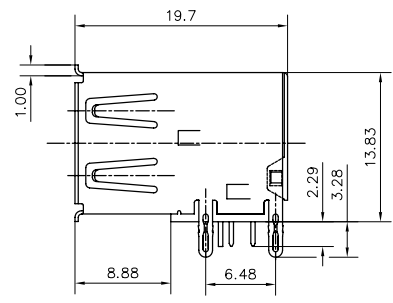
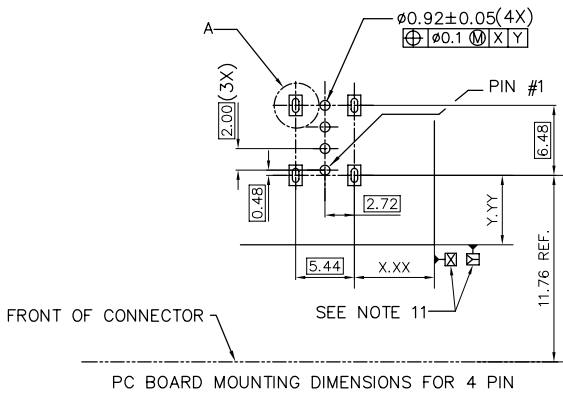
Printed: Jul 26, 2010

Tous droits strictement réservés. Reproduction ou communication o des tiers lit.  
 propriété de BERG ELECTRONICS. Toute réimpression sans autorisation écrite de BERG ELECTRONICS.  
 Bertha de reproduction BERG ELECTRONICS by

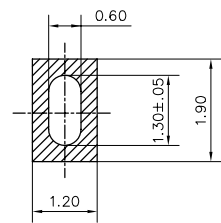


All rights strictly reserved. Reproduction or issue to third parties in any for  
 without the written authority from the proprietor.  
 Property of BERG ELECTRONICS. Copyright BERG ELECTRONICS by

PRODUCT NO.  
73725



WITHOUT SENSOR CONTACT  
FOR 73725-X1X0B  
HOLD DOWN STYLE "C"



DETAIL A 5 : 1

mat'l code		tolerance unless otherwise specified		CUSTOMER COPY		www.fciconnect.com	
rev.	ecn no.	dr	date	linear	.0 ± .30	projection	title
AC	N10-0128	A.ZH	05/14/2010		.00 ± .20		
				angles	.000 ± 0.10		product family USB
				dr	± 2°		
				engr	PETER 01/12/99	unit	TWN
				chr	R Y LIU 01/12/99	mm	size
				appd	R Y LIU 01/12/99	scale	dwg no.
					JENN TSAO 01/12/99	A3	73725
sheet	revision						sheet
index	sheet						4 OF 4

PDM: Rev:AC STATUS: Released Printed: Jul 26, 2010