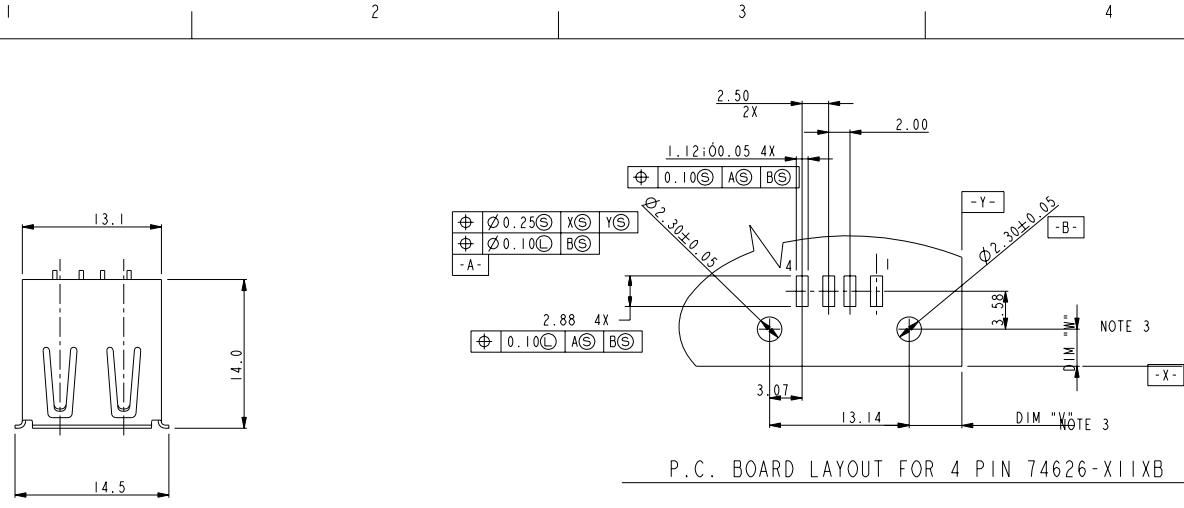
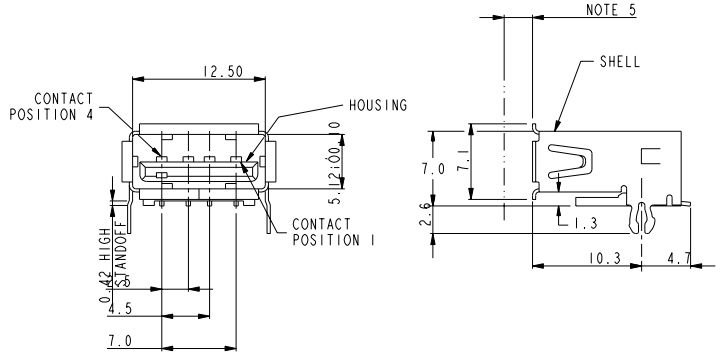




Copyright FCI.



P.C. BOARD LAYOUT FOR 4 PIN 74626-XIIXB



- NOTES:
1. MATERIAL:  
CONTACTS: COPPY ALLOY  
SHELL: COPPY ALLOY  
HOUSING: UL 94V-0 RATED THERMOPLASTIC
  2. PLATING:  
SEE PRODUCT NUMBER CODE
  3. DATUM AND BASIC DIMENSIONS ESTABLISHED BY CUSTOMER
  4. RECOMMENDED PC BOARD THICKNESS OF 1.57mm
  5. 2.67mm MAXIMUM PANEL THICKNESS IF MOUNTED BEHIND PANEL
  6. CONTACT PLATING CODE OPTION 1 DOES NOT MEET THE PLATING SPECIFIED PER UNIVERSAL SERIAL BUS SPECIFICATION REVISION 1.0
  7. MAXIMUM PANEL THICKNESS TO BE 2.67mm IF MOUNED BEHIND PANEL.
  8. TORQUE SPEC 2.0kgf-cm MAX.

www.fciconnect.com		surface	tolerance std	projection	MM
		ANGULAR	0.x ±0.3	size	A4 Scale
		LINEAR	0.xx ±0.2	ECN	DRAWING SCALE
		0° ±5°	0.xxx ±	Spec ref	
Dr	PETER	7/8/98			
Eng	R Y LIU	7/8/98			
Chr	R Y LIU	7/8/98			
Appr	JENN TSAO	7/8/98	Product family		
rev	ecn no	dr	date		
M	N05-0103	PH	04/06/05		
N	N06-0298	HB	11/29/06		
P	N08-0031	R.B	2008/02/27		
R	N08-0238	R.B	2008/11/03		
-	-	-	-		
-	-	-	-		
-	-	-	-		



USB REVERSED  
RECEPTACLE SMT  
catalog no

74626  
CUSTOMER sheet 1 of 3



Copyright FCI.

1 2 3 4

A

B

C

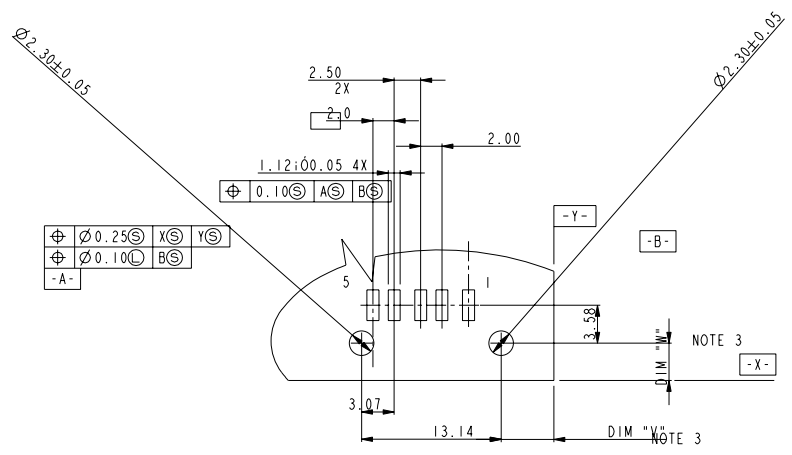
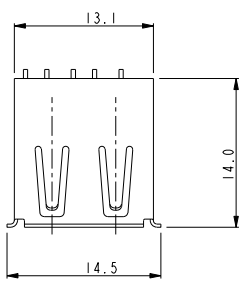
D

A

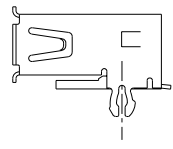
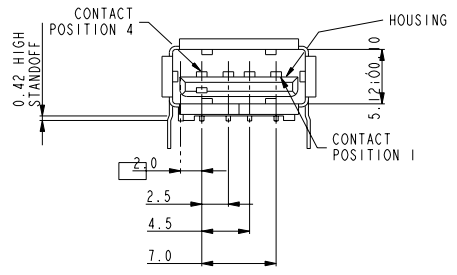
B

C

D



P.C. BOARD LAYOUT FOR 5 PIN 74626-X01XB



www.fciconnect.com		surface <input checked="" type="checkbox"/>	tolerance std	projection	MM
TOLERANCES UNLESS OTHERWISE SPECIFIED					
Dr PETER	7/8/98	ANGULAR	0.X	±0.3	size A4
Eng R Y LIU	7/8/98	LINEAR	0.XX	±0.2	Scale
Chr R Y LIU	7/8/98	0° ±5°	0.XXX	±	ECN
Appr JENN TSAO	7/8/98	Product family	Spec ref		
	USB REVERSED		dwg no	74626	Rev. R
	RECEPTACLE SMT		CUSTOMER		sheet 2 of 3
	catalog no				

REV 1 - 2004-04-07

1 2 3 4

PDM: Rev:R STATUS Released 4 Printed: Jul 28, 2010

PRODUCT NUMBER CODE

74626 - X X X X P LF

BASE PRODUCT NUMBER

HOUSING COLOR OPTIONS

- 0 - WHITE
- 1 - BLACK
- 2 - WHITE + SHELL NICKEL PLATING ONLY

SENSOR CONTACT OPTION

- 0 - WITH SENSOR CONTACT
- 1 - WITHOUT SENSOR CONTACT

SHELL OPTIONS

- 1 - WITHOUT BACK SHIELD
- 3 - WITHOUT BACK SHIELD & NICKEL PLATING ONLY
- S - WITHOUT BACK SHIELD & NICKEL PLATING ONLY  
(SPECIAL MATERIAL FOR DURABILITY 12,000 CYCLES)

TERMINAL PLATING OPTION

- 0 - 1.25um Ni UNDERPLATE
- 0.76um GXT CONTACT AREA
- 2.50 um TIN/LEAD TAIL AREA

PACKAGING OPTION

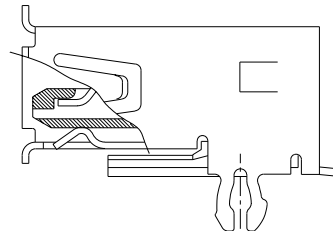
- B - TUBES
- R - TAPE & REEL

DATE CODE

LEAD FREE

NOTES:

1. P/N'S WITH SUFFIX "LF" ARE LEAD FREE P/N'S
2. PACKING STANDARD GS-14-920 WILL BE APPLIED FOR LEAD FREE P/N'S
3. FOR LEAD FREE P/N, THE PRODUCT MEET EUROPEAN UNION DIRECTIVES AND OTHER COUNTRY REGULATION AS DESCRIBED IN GS-22-008
4. FOR LEAD FREE P/N, THE HOUSING WILL WITHSTAND EXPOSURE TO 260°C PEAK TEMPERATURE FOR 40 SECONDS IN A CONVECTION, INFRO-RED OR VAPOR PHASE REFLOW OVEN.
5. AVAILABLE P/N'S NOW IN FCJ ARE  
 74626-0010XXLF;  
 74626-1010XXLF;  
 74626-0110XXLF;  
 74626-1130XXLF;  
 74626-2010XXLF;  
 74626-2110XXLF;  
 74626-1110XXLF;  
 74626-01S0XPLF  
 74626-11S0XPLF



www.fciconnect.com		surface <input checked="" type="checkbox"/>	tolerance std	projection	MM
TOLERANCES UNLESS OTHERWISE SPECIFIED					
Dr	PETER	7/8/98	ANGULAR	0.x ±0.3	size A4
Eng	R Y LIU	7/8/98	LINEAR	0.xx ±0.2	Scale
Chr	R Y LIU	7/8/98	0° ±5°	0.xxx ±	ECN
Appr	JENN TSAO	7/8/98	Product family	Spec ref	
USB REVERSED RECEPTACLE SMT catalog no		drawing no 74626		Rev. R CUSTOMER sheet 3 of 3	



Copyright FCJ.

REV 1 - 2004-04-07