

4

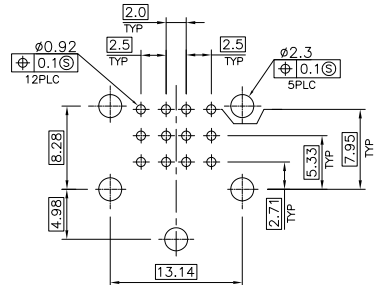
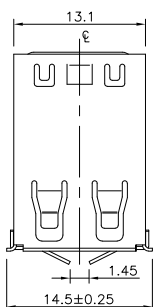
3

2

1

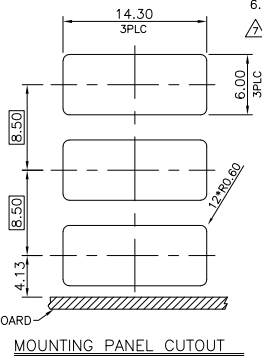
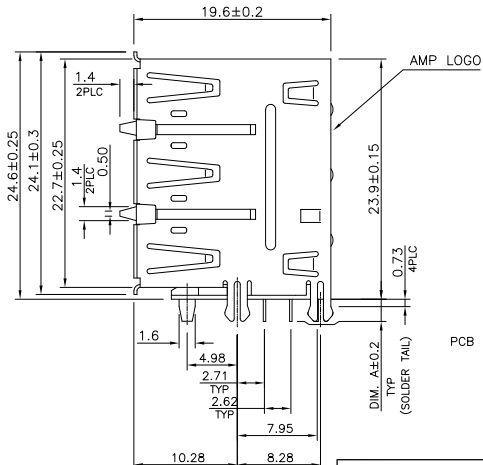
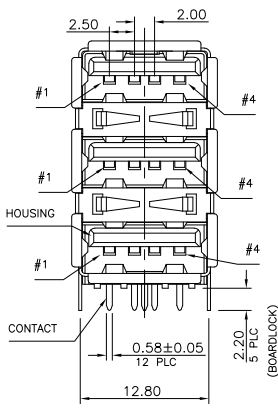
THIS DRAWING IS UNPUBLISHED. RELEASED FOR PUBLICATION  
 © COPYRIGHT - BY TYCO ELECTRONICS CORPORATION. ALL RIGHTS RESERVED.

LOC	DIST	REVISIONS			
P	LTR	DESCRIPTION	DATE	DWN	APVD
C1		REVISED PER ECO-10-000444	19JAN10	KK	HMR



RECOMMENDED PCB LAYOUT  
 TOLERANCE: ±0.05mm

- NOTES:
- MATERIAL:  
 HOUSING: A. PA6T WITH 30% GF, UL 94V-0, COLOR: SEE TABLE.  
 ● B. PA9T WITH 33% GF, UL 94V-0, COLOR: BLACK.  
 CONTACTS: PHOSPHOR BRONZE.  
 SHELL: PHOSPHOR BRONZE.  
 SPRING: STAINLESS.  
 REAR SHELL: PHOSPHOR BRONZE.
  - FINISH:  
 CONTACTS: GOLD PLATING (SEE TABLE) IN CONTACT AREA,  
 2.54um[100u"] MIN. MATTE TIN PLATING ON SOLDERTAILS,  
 1.27um[50u"] MIN. NICKEL UNDERPLATED OVER ALL.  
 SHELL: A. 2.54um[100u"] MIN. BRIGHT TIN PLATING OVER  
 1.27um[50u"] MIN. NICKEL UNDERPLATED, OR  
 ● B. 2.54um[100u"] MIN. BRIGHT TIN PLATING OVER  
 2.03um[80u"] MIN. NICKEL UNDERPLATED.  
 SPRING: 1.27um[50u"] MIN. NICKEL PLATING.  
 REAR SHELL: 1.27um[50u"] MIN. NICKEL PLATING.
  - RECOMMENDED PCB THICKNESS: 1.6mm.
  - WAVE SOLDER CAPABLE TO 265° PER TE SPEC. 109-202, CONDITION B.  
 ● 5. RELOW SOLDER CAPABLE TO 260° PER TE SPEC. 109-201, CONDITION B.
  - "●" APPLIED FOR 1-1734309-5 ONLY



DIM A	HOUSING COLOR	MIN. GOLD THICKNESS	PART NUMBER
2.84	BEIGE (726C)	15u"	2-1734309-8
	BLACK (426C)	15u"	2-1734309-7
	BEIGE (726C)	30u"	2-1734309-6
	BLACK (426C)	30u"	2-1734309-5
	BEIGE (726C)	5u"	2-1734309-4
	BLACK (426C)	5u"	2-1734309-3
2.2	BEIGE (726C)	G/F	2-1734309-2
	BLACK (426C)	G/F	2-1734309-1
	BEIGE (726C)	15u"	1734309-8
	BLACK (426C)	15u"	1734309-7
	BEIGE (726C)	30u"	1734309-6
	BLACK (426C)	30u"	1734309-5
OBSOLETE	BEIGE (726C)	5u"	1734309-4
	BLACK (426C)	5u"	1734309-3
OBSOLETE	BEIGE (726C)	G/F	1734309-2
	BLACK (426C)	G/F	1734309-1

WITH SPRING

THIS DRAWING IS A CONTROLLED DOCUMENT.

DIMENSIONS: MM	TOLERANCES UNLESS OTHERWISE SPECIFIED:	DWN B. HSING 06FEB2009	Tyco Electronics Tyco Electronics Corporation Taipei, Taiwan	
0 PLC ± -	1 PLC ± 0.30	CHK S. CHIEN 06FEB2009	NAME	
2 PLC ± 0.25	3 PLC ± 0.20	APVD W. KODAMA 06FEB2009	PRODUCT SPEC	
4 PLC ± -	ANGLES ± 3°		108-57519	
MATERIAL SEE NOTE	FINISH SEE NOTE		QUALIFICATION TEST REPORT	
			501-57592	
			WEIGHT 9.2 GRAMS	
			CUSTOMER DRAWING	

SIZE A3	CAGE CODE 00779	DRAWING NO. C-1734309	RESTRICTED TO
SCALE	SHEET 1 OF 3	REV C1	

4

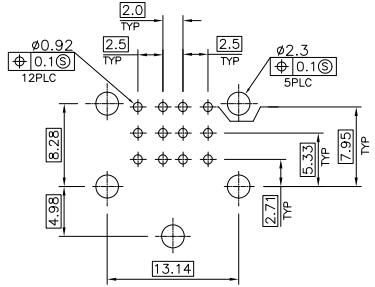
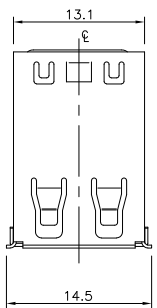
3

2

1

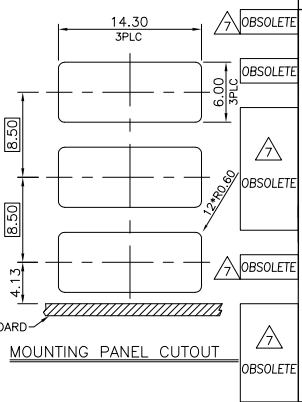
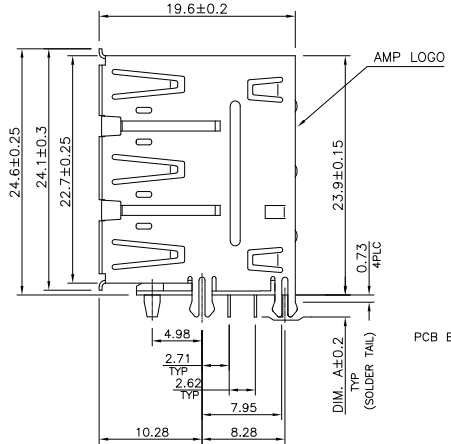
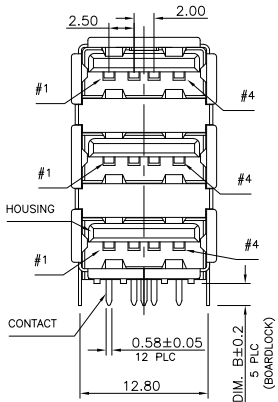
THIS DRAWING IS UNPUBLISHED. RELEASED FOR PUBLICATION  
 © COPYRIGHT - BY TYCO ELECTRONICS CORPORATION. ALL RIGHTS RESERVED.

LOC	DIST	REVISIONS				
P	LTR	DESCRIPTION	DATE	DWN	APVD	
SEE SHEET 1.						



RECOMMENDED PCB LAYOUT  
 TOLERANCE: ±0.05mm

WITHOUT SPRING



DIM B	DIM A	HOUSING COLOR	MIN. GOLD THICKNESS	PART NUMBER
2.84	2.84	BLACK (426C)	15u"	5-1734309-7
		BEIGE (726C)	15u"	3-1734309-8
2.84	2.84	BLACK (426C)	15u"	3-1734309-7
		BEIGE (726C)	30u"	3-1734309-6
2.2	2.2	BLACK (426C)	30u"	3-1734309-5
		BEIGE (726C)	5u"	3-1734309-4
2.2	2.2	BLACK (426C)	G/F	3-1734309-3
		BEIGE (726C)	G/F	3-1734309-2
2.2	2.2	BLACK (426C)	G/F	3-1734309-1
		BEIGE (726C)	15u"	1-1734309-8
2.2	2.2	BLACK (426C)	15u"	1-1734309-7
		BEIGE (726C)	30u"	1-1734309-6
2.2	2.2	BLACK (426C)	30u"	1-1734309-5
		BEIGE (726C)	5u"	1-1734309-4
2.2	2.2	BLACK (426C)	5u"	1-1734309-3
		BEIGE (726C)	G/F	1-1734309-2
2.2	2.2	BLACK (426C)	G/F	1-1734309-1

THIS DRAWING IS A CONTROLLED DOCUMENT.

DIMENSIONS: MM	TOLERANCES UNLESS OTHERWISE SPECIFIED:	DWN	CHK	Tyco Electronics Tyco Electronics Corporation Taipei, Taiwan	
0 PLC ± -	1 PLC ± 0.30	APVD	NAME	TRIPLE STACKED USB, A TYPE, RECEPTACLE, R/A, DIP CONN.	
2 PLC ± 0.25	3 PLC ± 0.20	PRODUCT SPEC	SIZE	CAGE CODE	DRAWING NO
4 PLC ± -	ANGLES ± 3°	APPLICATION SPEC	WEIGHT	00779	501-57592
MATERIAL	FINISH	CUSTOMER DRAWING	9.0 GRAMS	00779	1734309
			RESTRICTED TO	SCALE	SHEET 2 OF 3
					REV C1

4

3

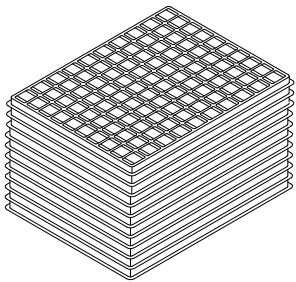
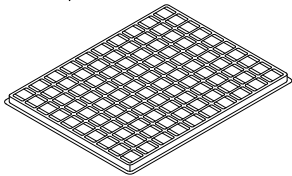
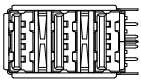
2

1

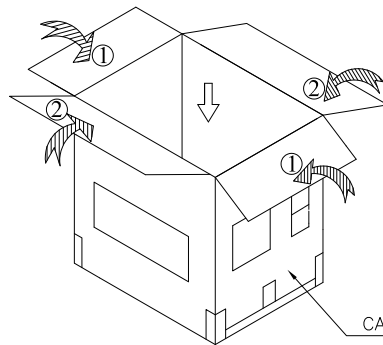
THIS DRAWING IS UNPUBLISHED. RELEASED FOR PUBLICATION  
 © COPYRIGHT - BY TYCO ELECTRONICS CORPORATION. ALL RIGHTS RESERVED.

LOC	DIST	REVISIONS				
P	LTR	DESCRIPTION	DATE	DWN	APVD	
		SEE SHEET 1.				

100PCS/TRAY

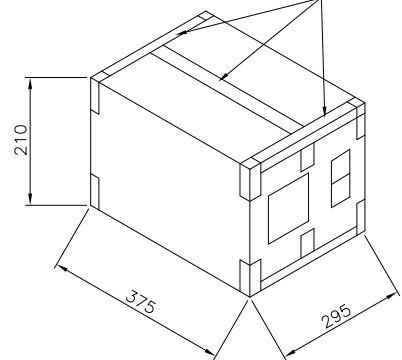


10 LAYERS



CARTON

TAPE



13.0	12.0	100	10	1000
G/W (KG)	N/W (KG)	PCS/TRAY	TRAY/CARTON	PCS/CARTON

THIS DRAWING IS A CONTROLLED DOCUMENT.		DWN	Tyco Electronics Corporation Taipei, Taiwan	
DIMENSIONS: MM		CHK	NAME	
TOLERANCES UNLESS OTHERWISE SPECIFIED: 0 PLC ± - 1 PLC ± - 2 PLC ± - 3 PLC ± - 4 PLC ± - ANGLES ± -		APVD	<b>TRIPLE STACKED USB, A TYPE, RECEPTACLE, R/A, DIP CONN.</b>	
MATERIAL		PRODUCT SPEC	SIZE	RESTRICTED TO
FINISH		APPLICATION SPEC	A3	
		WEIGHT	CAGE CODE	DRAWING NO
		CUSTOMER DRAWING	00779	1734309
		SCALE	SHEET	REV
			3 of 3	C1