

Switchcraft®

[Previous Page](#) | [Return to Index](#) | [Next Page](#)



1/4" ENCLOSED PHONE JACKS

1. Series 11*
2. PC Terminal View*
3. Series N11*

[click here to download a schematic drawing](#)

(you will need to have Adobe Acrobat installed on your system to do this)



Hi-D® Jax 2- and 3-CONDUCTOR

Hi-D Jax® 2- and 3-conductor enclosed phone jacks are ideal for panel/chassis and PC board mounting. Unitized molded housing protects springs, provides mechanical and electrical reliability, minimizes leakage and provides low capacity between springs. Mounts on .625 inch minimum centers in rows or arrays. .25 inch or .21 in inside diameter bushing types, metal or thermoplastic bushings (for insulated mounting). Insulated Hi-D Jax® jacks are specifically designed for in-circuit (insulated) mounting from mounting surface and have fully protected enclosed internal sleeve feature. Solder lugs or PC terminals may be selected.

MOUNTING

Jacks mount in a single .375 inch diameter hole on .625 inch minimum centers. Series 11*, N11*, NS11* and S11* mount in panels up to .156 inch thick. Series L11* and NL11* (long bushing) mount in panels up to .25 inch thick. Jacks with PC terminals mount on PC boards up to .094 inch thick. Formed "shoulders" on each terminal provide stable stand-off mount. Threaded bushing permits mechanical connection to equipment panel. Mounting hardware is supplied.

SERIES 11* - 2- and 3-conductor types, threaded metal

bushing .276 inch long. .25 inch inside diameter

bushings.

SERIES L11* - Same as Series 11*, except bushing is .375

inch long for mounting in panels up to .25 inch thick.

SERIES N11* - Same as Series 11*, except bushing is

molded thermoplastic for insulated mounting.

SERIES NL11* - Same as Series N11*, except bushing

is .375 inch long for insulated mounting in panels up to

.25 inch thick.

SERIES S11* - Same as Series 11*, except bushing has

.21 inch inside diameter. Smaller diameter protects against

accidental insertion of plugs with .25 inch diameter fingers.

ý **NS11*** - (SPECIAL ORDER ONLY) - Same as

Series N11*, except bushing is .21 inch inside diameter.

113BPC1M AND 114BPC1M - Versatile, 3-conductor 113BPC1M and 114BPC1M feature springs which accept a wide variety of 1/4 inch plug designs. Self-aligning PC terminals allow for easier insertion into a printed circuit board. Also feature a metric thread mounting.

TWO CONDUCTOR PART NUMBERS				
Solder Lug Part Number	PC Terminals Part Number	Description	Jack Schematic¹	Typical Mating Plug²
111	111PC	Open circuit	I	250
N111	N111PC	Insulated bushing	I	250
NL111	-	.375 " long insulated bushing	I	250
112A	112APC	Single closed circuit	III	250
L112A	L112APC	.375" long bushing	III	250
N112A	N112APC	Insulated bushing	III	250
NL112A	-	.375" long insulated bushing	III	250
113	113PC	Isolated "make" circuit	V	250
N113	-	Insulated bushing	V	250
ý 113D	113DPC	Transfer circuit (1-C)	VI 3	250
113E	113EPC	Isolated "break" circuit	IX	250
THREE CONDUCTOR PART NUMBERS				
112B	112BPC	Double open circuit	IV	267

L112B	-	.375" long bushing	IV	267
N112B	N112BPC	Insulated bushing	IV	267
NL112B	-	.375" long bushing	IV	267
-	S112BPC	.210" inside diameter bushing	IV	S-267
113B	113BPC	Single closed circuit	VII	267
-	113BPC1M	Single closed circuit	VII	-
L113B	-	.375" long bushing	VII	267
N113B	N113BPC	Insulated bushing	VII	267
NL113B	-	.375" long bushing	VII	267
113F	113FPC	Ring circuit closed	XXVIII	267
114B	114BPC	Double closed circuit	XII	267
	114BPC1M	Double closed circuit	XII	-
L114B	L114BPC	.375" long bushing	XII	267
N114B	N114BPC	Insulated bushing	XII	267
NL114B	NL114BPC	.375" long bushing	XII	267

1 Other circuits available; contact factory. Schematics pages 65 and 66.

2 See Plug Section for other options.

3 Two tip springs.

ý Special order only. Contact Switchcraft.

SPECIFYING NOTE:

Unless otherwise shown in "Description", jacks have .276 inch long threaded bushings with .25 inch inside diameter.

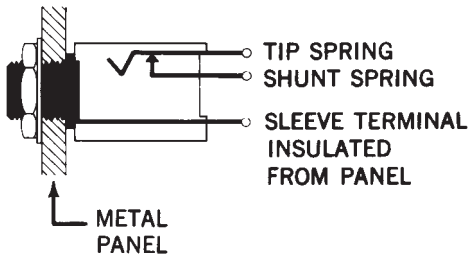
Hi-D Jax® 2- and 3-CONDUCTOR

SPECIFICATIONS

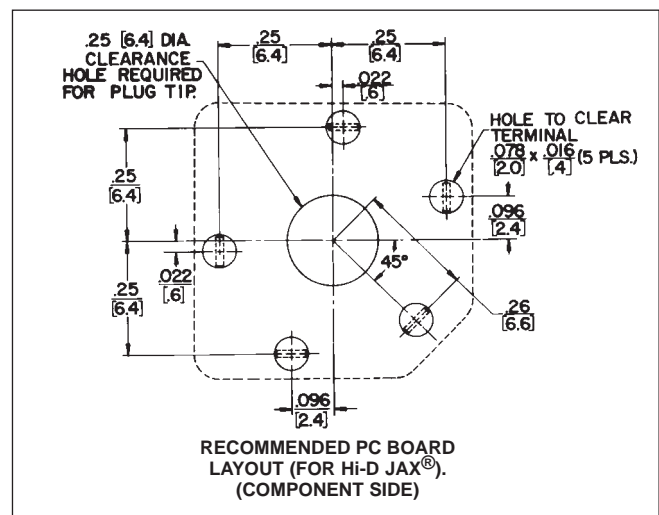
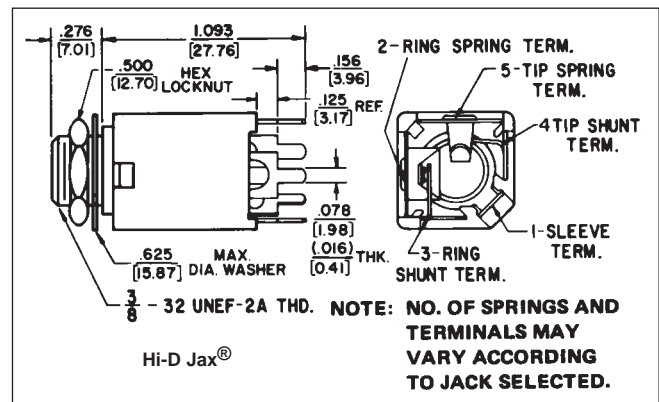
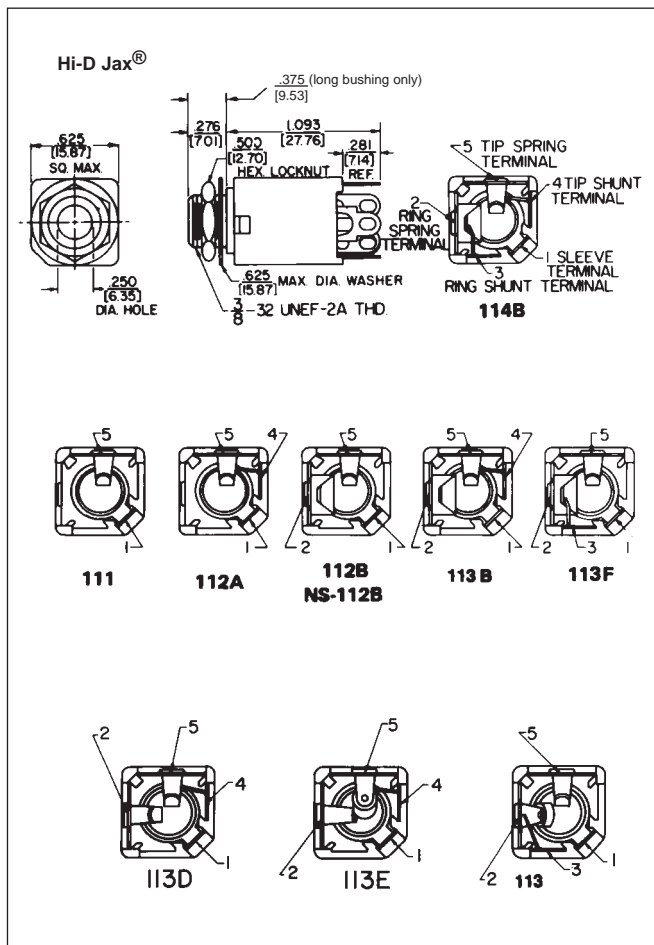
MATERIAL

Mounting Bushing: Series 11*, L11*, S11* - Nickel-plated copper alloy. Series N11*, NL11*, NS11* - Molded thermoplastic over nickel-plated copper alloy sleeve.

1/4" ENCLOSED TELEPHONE JACKS



INSULATED MOUNTING



DIMENSIONS ARE FOR REFERENCE ONLY $\frac{\text{Inch}}{\text{(mm)}}$

NOTE: Contact your Switchcraft Representative for price and delivery.