

Features

- Recommended for reflow processing
- Rotor design compatible with pick and place and automatic adjustment equipment
- Supplied in 8 mm embossed tape, compatible with automatic assembly equipment
- Carbon element



Model TC73 is obsolete and not recommended for new designs. Model TC33 is preferred.

- RoHS compliant* - see processing information on lead free surface mount trimmers

TC73 - Trimpot® Trimming Potentiometer

Electrical Characteristics

Standard Resistance Range 500 to 1 megohm
 (see standard resistance table)
 Resistance Tolerance $\pm 30\%$ std.
 Absolute Minimum Resistance
 $\leq 1K$ Ohms 20 ohms max.
 $> 1K$ Ohms 2 % max. of TR
 Contact Resistance Variation
 5 % max.
 Resolution Infinite
 Adjustment Angle $260^\circ \pm 20^\circ (-2)$

Environmental Characteristics

Power Rating (50 VDC max.)
 $50^\circ C$ 0.05 watt
 Temperature Range $-25^\circ C$ to $+85^\circ C$
 Temperature Coefficient ... ± 250 ppm/ $^\circ C$
 Humidity 95 %RH
 500 hours
 TRS max. $+15\%$ to -2%
 Load Life
 @ $50^\circ C$ rated power 500 hours
 TRS $\pm 5\%$
 Rotational Cycling 20 turns
 TRS $\pm 20\%$

Physical Characteristics

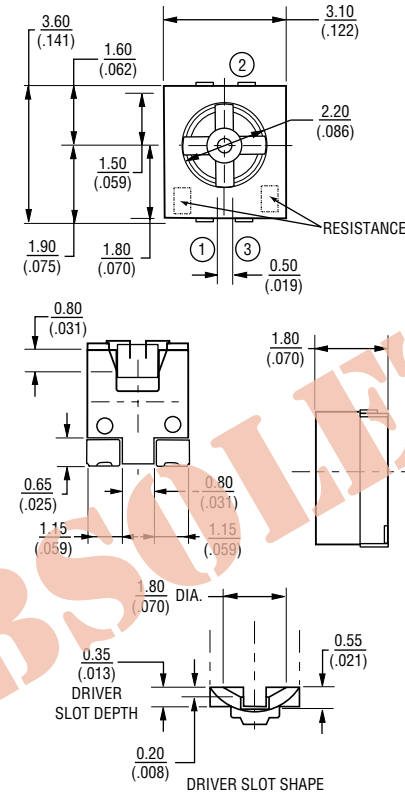
Torque 10-150 g-cm max.
 Mechanical Angle
 -1 $260^\circ \pm 20^\circ$
 -2 Continuous
 Electrical Angle
 Both 260° nom.
 Marking Part marking code
 Standard Packaging
 2000 pcs./7" reel

Soldering Process

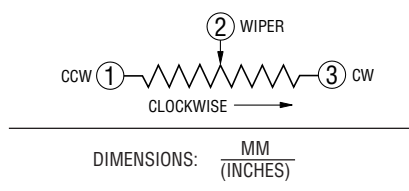
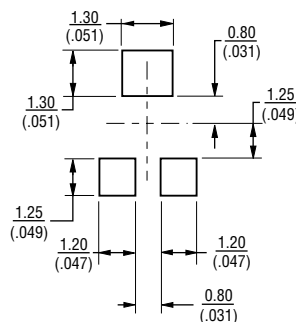
Hand Soldering... Soldering Iron of 20 W or less controlled at $280^\circ C$ for about 3 sec. while applying solder
 Reflow Soldering Peak temperature or reflow oven should be set to $240^\circ C$ max.

Product Dimensions

TC73X/W-2



SUGGESTED PCB LAYOUT



How To Order

TC73 X - 1 - 103 E

Model _____
 Style _____
 Orientation of Parts In Tape:
 Style X: Terminals Away From Sprocket Holes
 Style W: Terminals in direction to sprocket holes (preferred)
 Standard or Modified Product Indicator _____
 1 = Mechanical rotation stop (preferred)
 2 = Continuous
 Resistance Code _____
 Embossed Tape Designator _____
 E = 2000 pcs. per reel, 8 mm tape
 Consult factory for other available options.

Standard Resistance Table

Resistance (Ohms)	Part Marking Code	Resistance Code
500	52	501
1,000	13	102
2,000	23	202
5,000	53	502
10,000	14	103
20,000	24	203
50,000	54	503
100,000	15	104
200,000	25	204
500,000	55	504
1,000,000	16	105

Popular distribution resistance values listed in boldface. Special resistances available.

REV. 03/10

*RoHS Directive 2002/95/EC Jan 27 2003 including Annex.
 "Trimpot" is a registered trademark of Bourns, Inc.
 Specifications are subject to change without notice.
 Customers should verify actual device performance in their specific applications.