


Shielded CHAMP Right Angle PCB Connector Hardware Kits


(Only fastening hardware supplied; other items shown for reference purposes.)

Material and Finish

- Bracket** — Zinc plated carbon steel
- Pan Head Screw** — Passivated stainless steel
- Screw Lock** — Zinc plated with yellow chromate over steel
- Metric Screw Lock** — Black oxide coated carbon steel

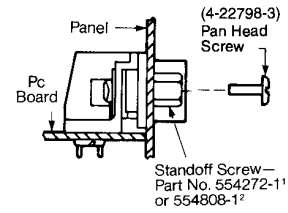


Screw Lock Hardware Kit
Part Number 554272-1
(one kit required per assembly)



Metric Screw Lock Hardware Kit
for 24-Pos. IEEE-488 Application Only
Part Number 554808-1
(one kit required per assembly)

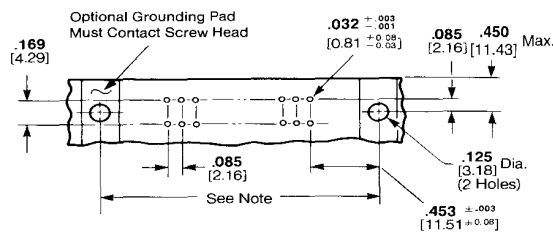
Preassembled Shield Hardware Mounted View



- ¹ Contains two 4-40 X .65 [16.51] long standoff screws, plus two 4-40 X .312 [7.92] long pan head screws.
- ² Contains two metric standoff screws with M 3.5 X 0.6-6H (internal threads) and 6-32 UNC-2A (external threads), for IEEE-488 applications.

CHAMP .085 Centerline
Miniature Ribbon Connector Systems

Recommended PC Board Mounting Dimensions



Note: 1.842 ± .006 [46.79 ± 0.15] 24-Position, 2.352 ± .006 [59.74 ± 0.15] 36-Position, and 2.946 ± .006 [74.83 ± 0.15] 50-Position.