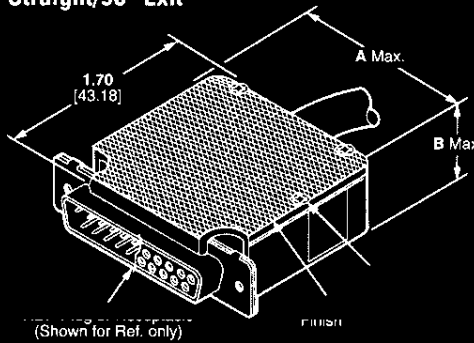


Unshielded Cable Clamps (Continued)

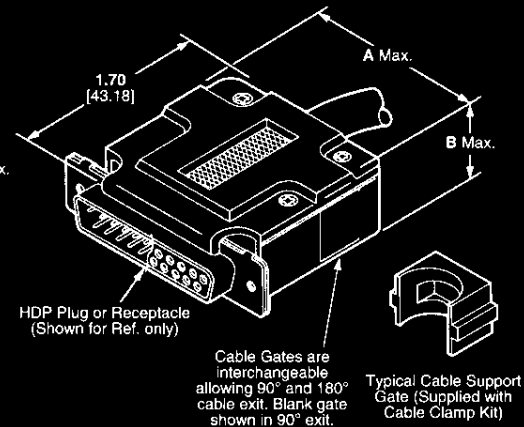
Box and Lid Cable Clamps can be used on either plugs or receptacles and will not interfere with commonly used hardware. Their hinged construction allows easy assembly to a harness. A wide range of cable diameters are accommodated through the use of cable support gates, supplied with each cable clamp.

Cable clamps are available in kits with appropriate hardware for convenient plug/receptacle mating. See below for kits with Male Screw Retainers.

Box and Lid Straight/90° Exit



Shell Size 1 & 2



Shell Size 3 & 4 & 5

Material and Finish:

Cable Clamp Housing—Thermoplastic, black with textured finish

Gates—Thermoplastic, black

Flat Head Screws—Steel, black, zinc plated

Related Product Data:

Connectors used with:
HDP Metal-Shell—pages 95-107

Other accessory capabilities:

Male Screw Retainers—pages 151 & 152

Female Screwlocks—page 153

Locking Posts and Slide Latches—pages 154-156

Spring Latches (Two Piece)—page 157

Latching Blocks—pages 158 & 159

Technical Documents:

Instruction Sheet—408-7555

Material and Finish:

Cable Clamp Housing—Thermoplastic, black with textured finish

Gates—Thermoplastic, black

Flat Head Screws—Steel, black, zinc plated

Male Screw—Steel, zinc plated yellow chromate

Retaining Clip—Stainless steel

Related Product Data:

Connectors used with:
HDP Metal-Shell—pages 95-107

Technical Documents:

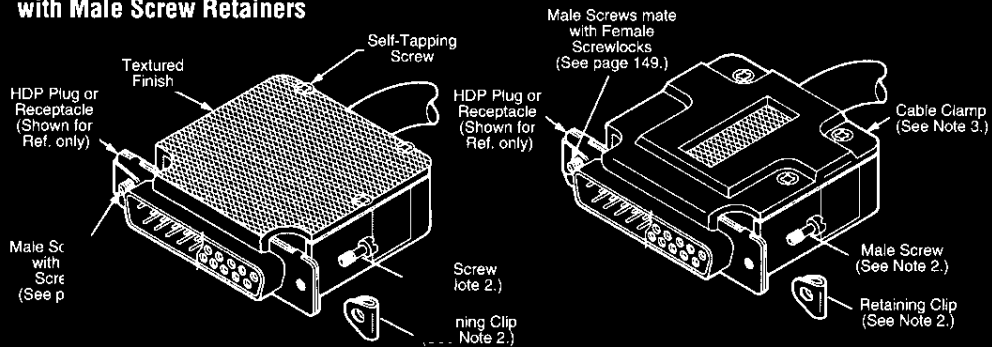
Instruction Sheets—
408-7555
408-7837

Shell Size	Dimensions		Cable Dia. Max. (Ref.)		Cable Clamp Kit No.	
	A	B	Straight Cable Exit	90° Cable Exit	Individual	Bulk Packed*
1	.755 19.18	.630 16.00	.160 4.06	.160 4.06	207467-1	207467-2
2	1.078 27.38	.630 16.00	.320 8.13	.320 8.13	207470-1	207470-2
3	1.620 41.15	.770 19.56	.390 9.91	.390 9.91	207345-1	207345-2
4	2.268 57.61	.770 19.56	.640 16.26	.405 10.29	207473-1	207473-2
5	2.178 55.32	.880 22.35	.490 12.45	.490 12.45	207476-1	—

*Each part is individually bulk packed for multiple kit orders.

- Notes:**
1. All parts are packaged unassembled.
 2. Cable diameter is adjustable by changing cable support gates. Use the flat side of cable support gates for discrete wire, and the semicircle side for jacketed cable.
 3. Cable clamp assemblies are available in kits with male screw retainers, see below.

Box and Lid Straight/90° Exit Cable Clamp Kits with Male Screw Retainers



Shell Size 1 & 2

Shell Size 3 & 4 & 5

Shell Size	Cable Clamp Kit No.	
	Individual	Bulk Packed*
1	207908-1	207908-2
2	207908-4	—
3	207908-7	207908-8
4	1-207908-0	1-207908-1
5	1-207908-3	—

*Each part is individually bulk packed for multiple kit orders.

- Notes:**
1. All parts are packaged unassembled.
 2. Each kit is comprised of a cable clamp and male screw retainer hardware (2 each). Male screw retainers are also available in kit form, see page 151.
 3. For ordering cable clamps separately, see above.