

780-001 (Plug)
"Mr. Bean" Protective Rubber Covers
Universal Circular

MIL-C-38999
Series I, II, III

MIL-DTL-5015

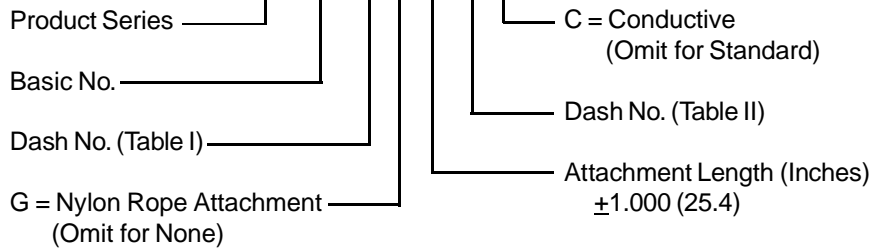
MIL-C-26482
SERIES I AND II

MIL-DTL-83723
SERIES III

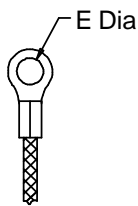
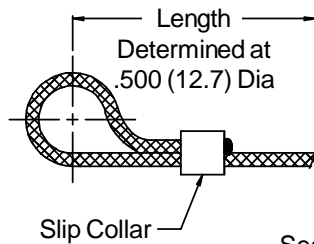
MIL-C-81511
SERIES I, II, III AND IV

MIL-C-28840

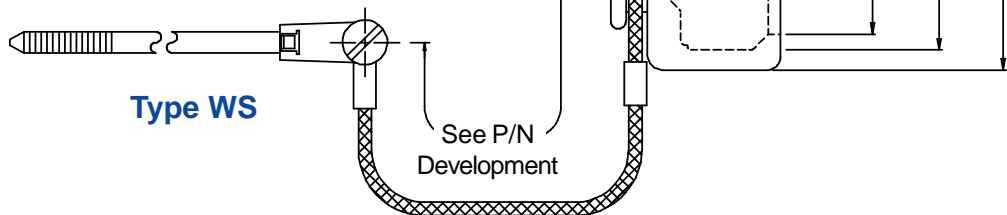
780-001-16 G 12-03 C



Type SK



Type WS



NOTES:

1. Metric dimensions (mm) are indicated in parentheses.
2. This series of covers is similar to Bean Rubber BP Series, Same Dash No., ie: BP-16-W equivalent to 780-001-16G12-09.



*"To Protect
 and to Serve"*

780-001 (Plug) "Mr. Bean" Protective Rubber Covers Universal Circular



66 & 78

TABLE I: COVER DIMENSIONS

Dash No.	A Dia	B Dia	C Dim	D Dim
07	.44 (11.2)	.38 (9.7)	1.00 (25.4)	1.25 (31.8)
08	.78 (19.8)	.56 (14.2)	1.00 (25.4)	1.15 (29.2)
09	.85 (21.6)	.65 (16.5)	1.00 (25.4)	1.25 (31.8)
10	.89 (22.6)	.68 (17.3)	1.00 (25.4)	1.25 (31.8)
11	1.05 (26.7)	.83 (21.1)	1.00 (25.4)	1.56 (39.6)
12	1.06 (26.9)	.84 (21.3)	1.00 (25.4)	1.56 (39.6)
13	1.22 (31.0)	1.00 (25.4)	1.00 (25.4)	1.68 (42.7)
14	1.18 (30.0)	.96 (24.4)	1.00 (25.4)	1.68 (42.7)
15	1.35 (34.3)	1.13 (28.7)	1.00 (25.4)	1.81 (46.0)
16	1.31 (33.3)	1.09 (27.7)	1.00 (25.4)	1.81 (46.0)
17	1.48 (37.6)	1.26 (32.0)	1.00 (25.4)	2.04 (51.8)
18	1.42 (36.1)	1.17 (29.7)	1.00 (25.4)	2.04 (51.8)
19	1.58 (40.1)	1.36 (34.5)	1.25 (31.8)	2.18 (55.4)
20	1.56 (39.6)	1.34 (34.0)	1.25 (31.8)	2.18 (55.4)
21	1.71 (43.4)	1.49 (37.9)	1.25 (31.8)	2.31 (58.7)
22	1.68 (42.7)	1.44 (36.6)	1.25 (31.8)	2.31 (58.7)
23	1.83 (46.5)	1.61 (40.9)	1.25 (31.8)	2.43 (61.7)
24	1.80 (45.7)	1.59 (40.4)	1.25 (31.8)	2.43 (61.7)
25	1.96 (49.8)	1.74 (44.2)	1.25 (31.8)	2.68 (68.1)
26	1.90 (48.3)	1.73 (43.9)	1.25 (31.8)	2.68 (68.1)
27	2.16 (54.9)	1.75 (44.5)	1.25 (31.8)	2.68 (68.1)
28	2.06 (52.3)	1.84 (46.7)	1.25 (31.8)	2.68 (68.1)
32	2.31 (58.7)	2.13 (54.1)	1.25 (31.8)	2.68 (68.1)
36	2.56 (65.0)	2.32 (58.9)	1.25 (31.8)	3.18 (80.8)
38	2.76 (70.1)	2.50 (63.5)	1.25 (31.8)	3.20 (81.3)
40	2.81 (71.4)	2.58 (65.5)	1.25 (31.8)	3.48 (88.4)
44	3.06 (77.7)	2.84 (72.1)	1.56 (39.6)	3.58 (90.9)
48	3.31 (84.1)	3.09 (78.5)	1.56 (39.6)	3.87 (98.3)
50	3.00 (76.2)	2.87 (72.9)	1.56 (39.6)	3.57 (90.7)
52	3.75 (95.3)	3.46 (87.9)	1.30 (33.0)	4.27 (108.5)
-SADWG	.43 (10.9)	.36 (9.1)	.43 (10.9)	.75 (19.1)

TABLE II: ATTACHMENT

Dash No.	E Dia ±.010 (0.3)
00	No Terminal
01	.140 (3.6)
02	.182 (4.6)
03	.191 (4.9)
04	.197 (5.0)
05	.167 (4.2)
06	.125 (3.2)
07	.218 (5.5)
09	.156 (4.0)
WS	With Strap
SK	Slip Knot

Metric dimensions (mm) are indicated in parentheses.

TABLE III: CONNECTOR APPLICATION REFERENCE

Dash No.	MIL-DTL-5015	MIL-C-26482 Series I & II	MIL-DTL-38999 Series I	MIL-DTL-38999 Series II	MIL-DTL-38999 Series III	MIL-DTL-83723 Series III Bayonet	MIL-DTL-83723 Series III Threaded	MIL-C-81511 Series I, II, III, IV	MIL-C-28840
08		8		8		8			
09	8 & 8S							8	
10		10	9	10	9	10	10		
1	10S, 10 SL		11		11			10	A (11)
12	12, 12S	12		12		12	12		
13								14	B (13)
14	14, 14S	14	13	14	13	14	14		
15	18							16	C (15)
16	16, 16S	16	15	16	15	16	16		
17	20							18	D (17)
18		18	17	18	17	18	18		
19	22								E (19)
20		20	19	20	19	20	20		F (23)
21	24							20	
22		22	21	22	21	22	22	20	G (25)
23									
24		24	23	24	23	24	24	22	
25	28								
26			25		25			24	H (29)
27									J (33)
32	32								
36	36								
38	40								
48	48								
50	44								