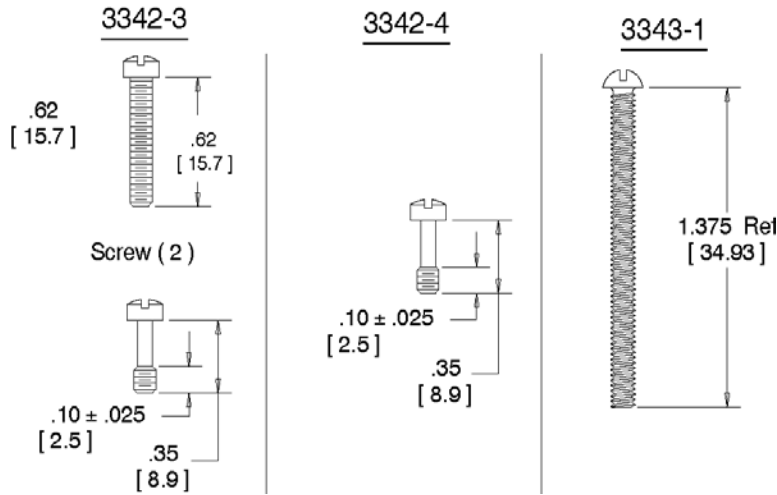


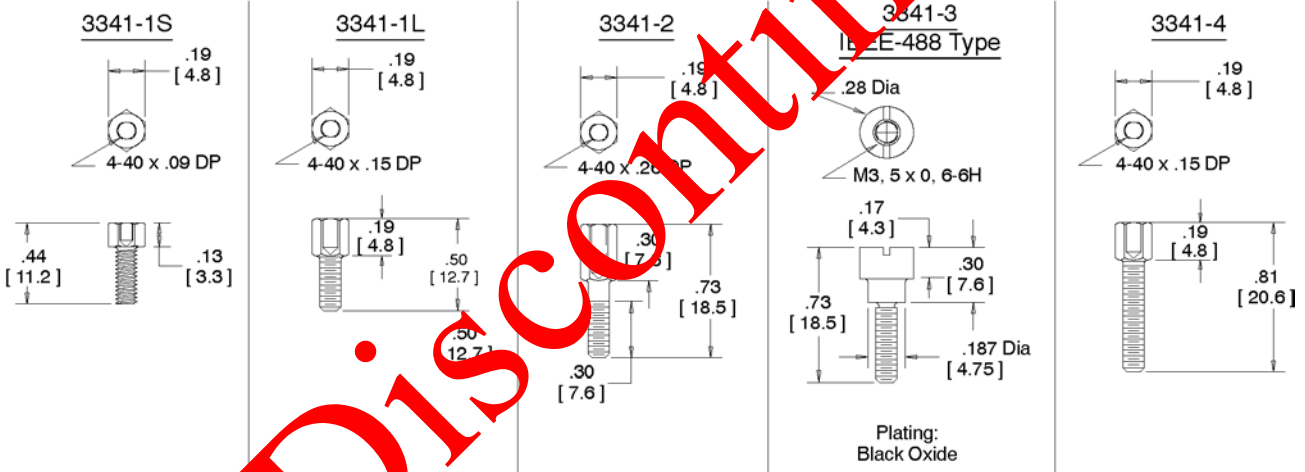
# 3M™ Plastic D Ribbon Connectors

## Mounting Options and Hardware

### Jack Screw Kit



### Jack Socket Kit



Product	3341-1S	3341-1L	3341-2	3341-3	3341-4	3343-1
Nut 4-40 UNC	2	2	2	2	2	2
Lock Washer	2	2	2	2	2	2
Spacer - Dia .0313	4	4	-	4	4	-
Jack Socket (Screw)	2	2	2	2	2	2

Material: Steel  
 Finish: Zinc with Clear Chromate  
 Thread: #4-40 UNC  
 (unless otherwise indicated)

Inch  
 [mm]

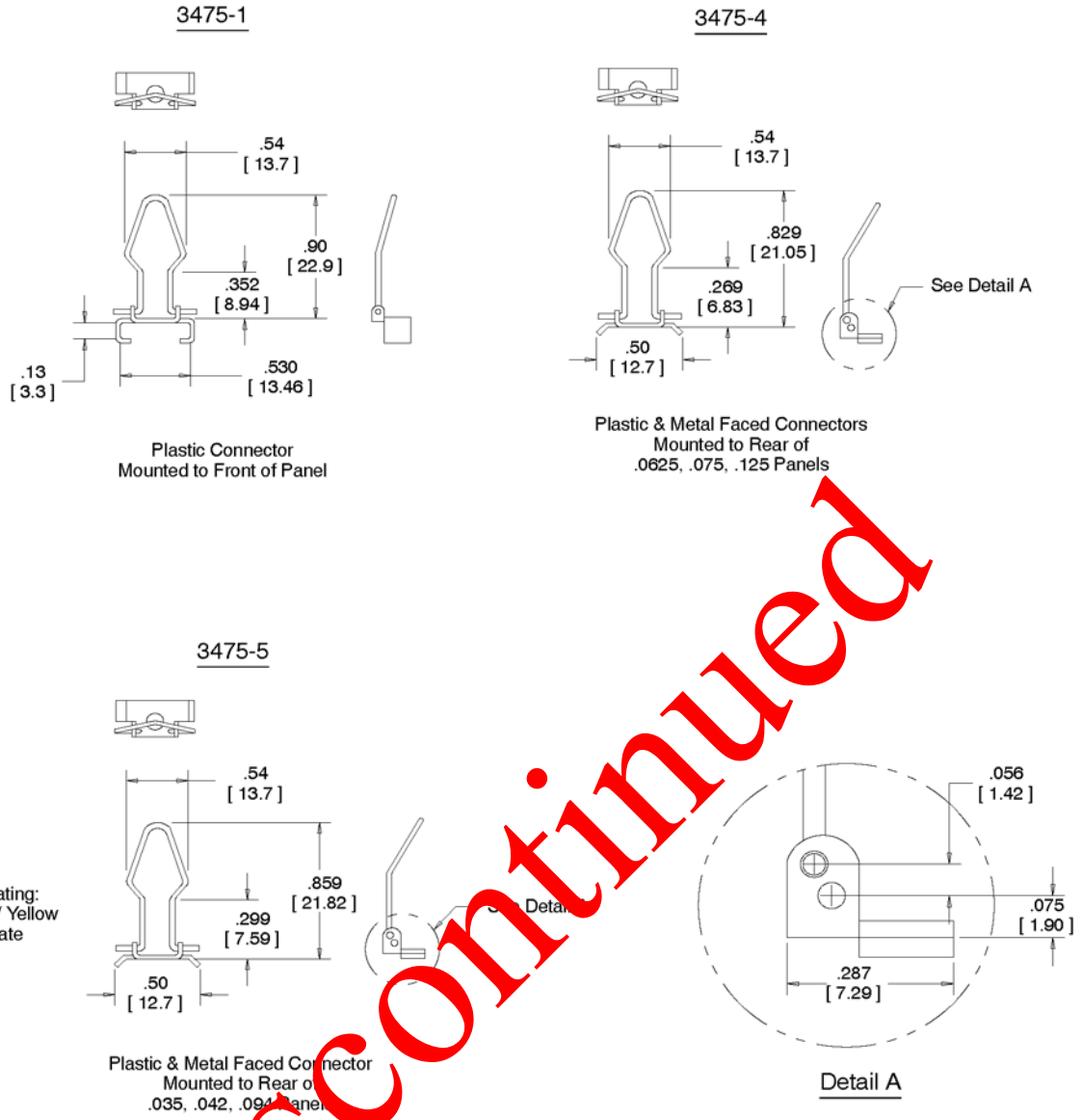
Tolerance Unless Noted		
	.0	.00
inch	±.1	±.01
		±.005

[ ] Dimensions for Reference Only

TS-0143-13  
 Sheet 1 of 3

# 3M™ Plastic D Ribbon Connectors

## Mounting Options and Hardware



- Kit Contains 2 ea
- Bail Assy
- Screw - 4-40 X .50, FLD HD SLTD
- Nut - #4-40 UNC
- Washer - Lock-split

Inch  
[mm]

Tolerance Unless Noted			
	.0	.00	.000
inch	±.1	±.01	±.005

[ ] Dimensions for Reference Only

Discontinued

# 3M™ Plastic D Ribbon Connectors

## Mounting Options and Hardware

### Plastic Connector

#### Accessories

Contact Quantity	Mating Connectors		Junction Shell	Strain Relief	Pull-Tab
	Plug	Socket	Plastic		
14	3572-100X	3573-100X	3485-1800Y	3448-60	3490-2
24	3548-100X	3549-100X	3485-1700Y	3448-61	3490-2
36	3366-100X	3367-100X	3485-2800Y	3448-62	3490-3
50	3564-100X	3565-100X	3485-2500Y	3448-63	3490-5

#### Options:

X = Mounting Style

Y = "F" for Flat Cable; "R" for Round Cable

#### Cable Compatibility

Conductor Type and Sizes: 26 & 28 AWG Stranded, 26, 28 & 30 AWG Solid  
 Discrete Wire: Compatible with all of the above gauges of wire. It is recommended that a strain relief be used.  
 Conductor Pitch: .05" (1.27 mm)  
 Cable Type: Round conductor flat, high flex, color coded ground plane, jacketed shielded or pleated foil.

#### Assembly Equipment

3M Part Number	Flat Ribbon Cable Assembly		Hand Assembly	Discrete Wire Mass Termination		Discrete Single Wire Assembly	
	Locator Plate	Platen		3316 Press			
			Assembly Press	Kit Number	Assembly Nest	Platen	Hand Tool
3572-XXXX	3572-58	3442-1A	3640 or 3335 or 3316* or 3830	N/A	3481-3	3442-1A	3430-1000
3573-XXXX							
3548-XXXX							
3549-XXXX							
3366-XXXX							
3367-XXXX							
3564-XXXX							
**3565-XXXX							
**3582-XXXX							

\*Refer to catalog for additional parts to be ordered with the 3316 press for the assembly of flat or discrete wire assemblies.

\*\*Remove the bail latches before making the assembly.

## Important Notice

All statements, technical information, and recommendations related to 3M's products are based on information believed to be reliable, but the accuracy or completeness is not guaranteed. Before using this product, you must evaluate it and determine if it is suitable for your intended application. You assume all risks and liability associated with such use. Any statements related to the product which are not contained in 3M's current publications, or any contrary statements contained on your purchase order shall have no force or effect unless expressly agreed upon, in writing, by an authorized officer of 3M.

# 3M

## 3M Electronics

6801 River Place Blvd.  
Austin, TX 78726-9000  
800/225-5373  
[www.3M.com/electronics](http://www.3M.com/electronics)

## Warranty; Limited Remedy; Limited Liability.

This product will be free from defects in material and manufacture for a period of one (1) year from the time of purchase. **3M MAKES NO OTHER WARRANTIES INCLUDING, BUT NOT LIMITED TO, ANY IMPLIED WARRANTY OF MERCHANTABILITY OR FITNESS FOR A PARTICULAR PURPOSE.** If this product is defective within the warranty period stated above, your exclusive remedy shall be, at 3M's option, to replace or repair the 3M product or refund the purchase price of the 3M product. **Except where prohibited by law, 3M will not be liable for any indirect, special, incidental or consequential loss or damage arising from this 3M product, regardless of the legal theory asserted.**



*Minimum 10%  
Post-Consumer Fiber*

Printed in USA.

© 3M 2006