



# Micro-D Backshells

## EMI, Banding, Round Cable Entry, One Piece 500-010

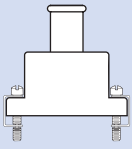

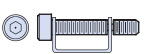
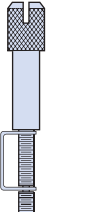

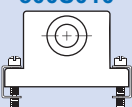
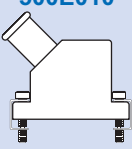
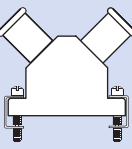


*Glenair's Most Popular Micro-D Backshell* is stocked in all sizes. Choose straight, side or 45° cable entry.

*Rugged One-Piece Aluminum shell* with stainless steel hardware, available in standard nickel plating, or choose optional finishes.

*17-7PH Stainless Steel Clips* attach the backshell to the connector. These backshells accept standard and micro **BAND-IT®** shield termination straps.

### HOW TO ORDER 500-010 EMI BACKSHELLS

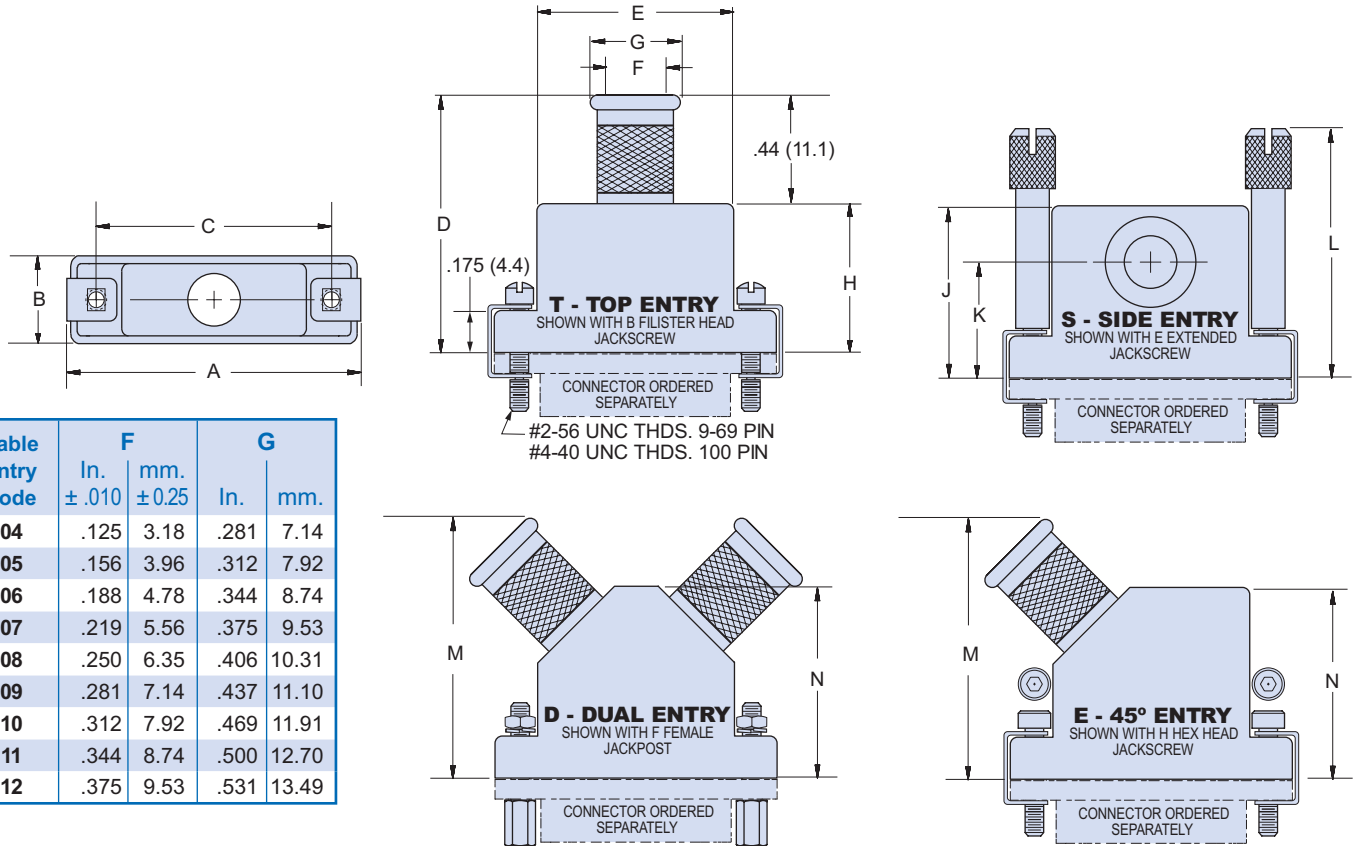
Series	Shell Finish	Connector Size	Hardware Option	Cable Entry Code	EMI Band Strap Option					
<b>Top Entry</b> <b>500T010</b> 	<b>E</b> – Chem Film (Alodyne) <b>J</b> – Cadmium, Yellow Chromate <b>M</b> – Electroless Nickel <b>NF</b> – Cadmium, Olive Drab <b>Z2</b> – Gold	<b>09</b> <b>15</b> <b>21</b> <b>25</b> <b>31</b> <b>37</b> <b>51</b> <b>51-2</b> <b>67</b> <b>69</b> <b>100</b>	<b>B</b> – Fillister Head Jackscrew  <b>H</b> – Hex Head Jackscrew  <b>E</b> – Extended Jackscrew (Not for 45° Entry)  <b>F</b> – Jackpost, Female 	<b>04</b> – .125 (3.2) <b>05</b> – .156 (4.0) <b>06</b> – .188 (4.8) <b>07</b> – .219 (5.6) <b>08</b> – .250 (6.4) <b>09</b> – .281 (7.1) <b>10</b> – .312 (7.9) <b>11</b> – .344 (8.7) <b>12</b> – .375 (9.5)	<b>Omit</b> (Leave Blank) Band Not Included  Use the following codes if you want the band strap included with the connector. For best availability, order band separately.  <b>Standard Band</b> .250" Wide <b>B</b> – Uncoiled Band Included <b>K</b> – Coiled Band Included  <b>Micro Band</b> .125" Wide <b>M</b> – Uncoiled Band Included <b>L</b> – Coiled Band Included					
						<b>Side Entry</b> <b>500S010</b> 				
						<b>45° Entry</b> <b>500E010</b> 				
						<b>Dual 45°</b> <b>500D010</b> 				
						<b>Maximum Cable Entry Code</b>				
						<b>Size</b>	<b>T</b> Top Entry	<b>E</b> 45° Entry	<b>S</b> Side Entry	<b>D</b> Dual 45°
						<b>09</b>	08	08	09	06
						<b>15</b>	08	08	10	08
						<b>21</b>	08	08	10	08
						<b>25</b>	08	08	11	08
<b>31</b>	09	09	12	09						
<b>37</b>	09	09	12	09						
<b>51</b>	10	10	12	10						
<b>51-2</b>	09	09	12	09						
<b>67</b>	09	09	12	09						
<b>69</b>	10	10	12	10						
<b>100</b>	12	12	12	12						
<b>Sample Part Number</b>										
<b>500T010</b>	<b>M</b>	<b>25</b>	<b>H</b>	<b>08</b>						

# Micro-D Backshells EMI, Banding, Round Cable Entry, One Piece 500-010



## MATERIALS (SEE ORDERING INFO FOR FINISH OPTIONS)

Shell	Aluminum Alloy 6061 -T6 Per QQ-A-200, QQ-A-225 (Machined Components) Aluminum Alloy 6061-T6 Per QQ-A-591 (A380) (Die-Cast Components)
Clips, E-Rings	17-7PH Stainless Steel
Jackscrows, Washers, Jackposts	300 Series Stainless Steel, Passivated



Cable Entry Code	F		G	
	In. ±.010	mm. ±0.25	In.	mm.
04	.125	3.18	.281	7.14
05	.156	3.96	.312	7.92
06	.188	4.78	.344	8.74
07	.219	5.56	.375	9.53
08	.250	6.35	.406	10.31
09	.281	7.14	.437	11.10
10	.312	7.92	.469	11.91
11	.344	8.74	.500	12.70
12	.375	9.53	.531	13.49

## DIMENSIONS

Size	A Max.		B Max.		C		D Max.		E Max.		H Max.		J Max.		K		L Max.		M Max.		N Max.	
	In.	mm.	In.	mm.	In.	mm.	In.	mm.	In.	mm.	In.	mm.	In.	mm.	In.	mm.	In.	mm.	In.	mm.	In.	mm.
09	.850	21.59	.370	9.40	.565	14.35	.780	19.81	.410	10.41	.350	8.89	.637	16.18	.435	11.05	1.040	26.42	1.000	25.40	.680	17.27
15	1.000	25.40	.370	9.40	.715	18.16	.910	23.11	.580	14.73	.470	11.94	.673	17.09	.440	11.2	1.170	29.72	1.030	26.16	.730	18.54
21	1.150	29.21	.370	9.40	.865	21.97	1.030	26.16	.740	18.80	.590	14.99	.707	17.95	.458	11.63	1.290	32.77	1.050	26.67	.765	19.43
25	1.250	31.75	.370	9.40	.965	24.51	1.090	27.69	.850	21.59	.650	16.51	.748	19.00	.483	12.27	1.350	34.29	1.090	27.69	.830	21.08
31	1.400	35.56	.370	9.40	1.115	28.32	1.150	29.21	.980	24.89	.710	18.03	.756	19.20	.476	12.09	1.420	36.07	1.130	28.70	.890	22.61
37	1.550	39.37	.370	9.40	1.265	32.13	1.190	30.23	1.130	28.70	.750	19.05	.774	19.66	.478	12.14	1.450	36.83	1.230	31.24	.955	24.26
51	1.500	38.10	.410	10.41	1.215	30.86	1.220	30.99	1.080	27.43	.780	19.81	.859	21.82	.548	13.91	1.480	37.59	1.250	31.75	1.005	25.53
51-2	1.910	48.51	.370	9.40	1.615	41.02	1.220	30.99	1.510	38.35	.780	19.81	.859	21.82	.548	13.91	1.480	37.59	1.250	31.75	1.005	25.53
67	2.310	58.67	.370	9.40	2.015	51.18	1.220	30.99	1.880	47.75	.780	19.81	.859	21.82	.548	13.91	1.480	37.59	1.250	31.75	1.005	25.53
69	1.810	45.97	.410	10.41	1.515	38.48	1.220	30.99	1.380	35.05	.780	19.81	.859	21.82	.548	13.91	1.480	37.59	1.250	31.75	1.005	25.53
100	2.235	56.77	.460	11.68	1.800	45.72	1.280	32.51	1.470	37.34	.840	21.34	1.014	25.76	.687	17.45	1.580	40.13	1.320	33.53	1.080	27.43