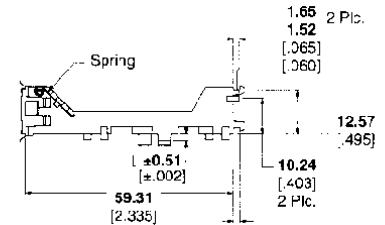
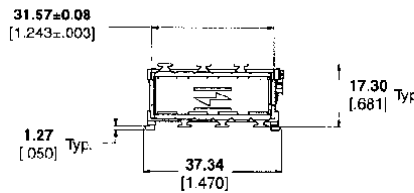



GBIC Guide Assemblies

Guide Assembly



Standard EMI Tab Part Numbers

EMI tabs are between the face plate and the hinged door. Recommended applications: single or dual port systems with little internally generated EMI.

Part No. 787663-3
(1.58 [0.062] PCB)

Part No. 787663-4
(2.54 [100] PCB)

Part No. 787663-5
(2.03 [080] PCB)

Material and Finish

Module Frame — Thermoplastic, 94V-0 rated, black

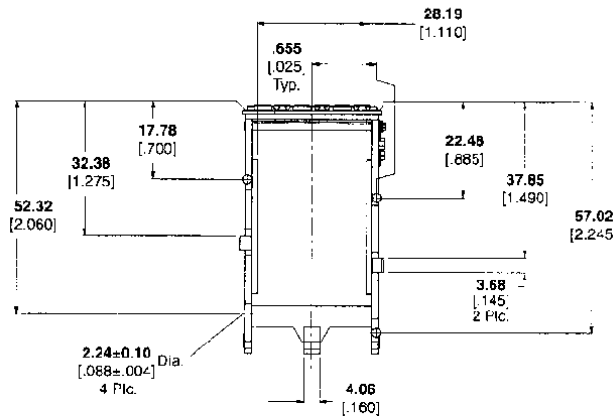
Dust Door — Zinc Al alloy

EMI Shield — Phosphor Bronze

Spring — Stainless Steel

Retention Leg — Brass, plated 0.00381 [00015] min. tin-lead over 0.00127 [00035] min. nickel

(Improved EMI Tabs shown)



Improved EMI Tab Part Numbers

EMI tabs are enhanced for improved grounding path between face plate and hinged door. Less susceptible to variations in face plate cut outs and tolerance variations between face plate and the guide assembly. Applicable to systems with tolerance. Recommended applications: single to multi port systems with moderate internally generated EMI.

Part No. 788370-3
(1.58 [0.062] PCB)

Part No. 788370-4
(2.54 [100] PCB)

Part No. 788370-5
(2.03 [080] PCB)

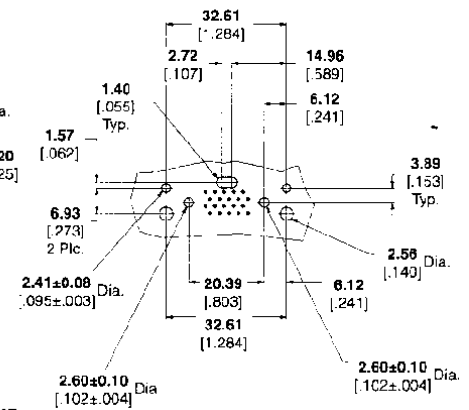
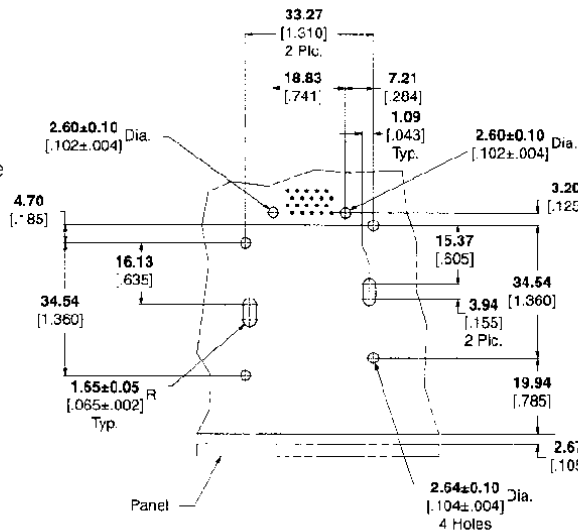
Material and Finish

Module Frame — Thermoplastic, 94V-0 rated, black

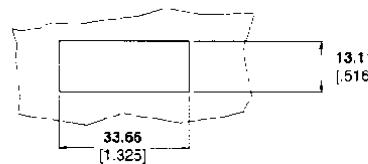
Dust Door — Zinc Alloy

EMI Shield — Beryllium Copper

Spring — Stainless Steel



Recommended Footprint for Vertical Backplane Mounting



Recommended Host Card Footprint/Panel Cutout