

**AMP**AMP INCORPORATED  
HARRISBURG, PA 17105CUSTOMER HOTLINE  
1 800 722-1111AMP\* T-HANDLE INSERTION  
TOOL 91287-1 FOR  
AMPLIMITE\* HDE CONNECTORS

REDUCED FOR PACKAGING

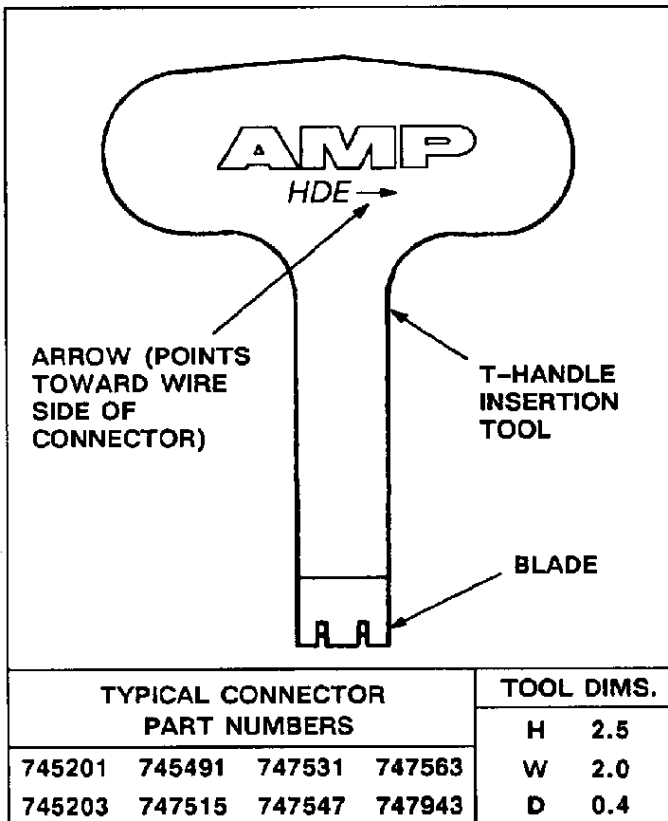
**IS 9481**RELEASED  
11-16-88

Fig. 1

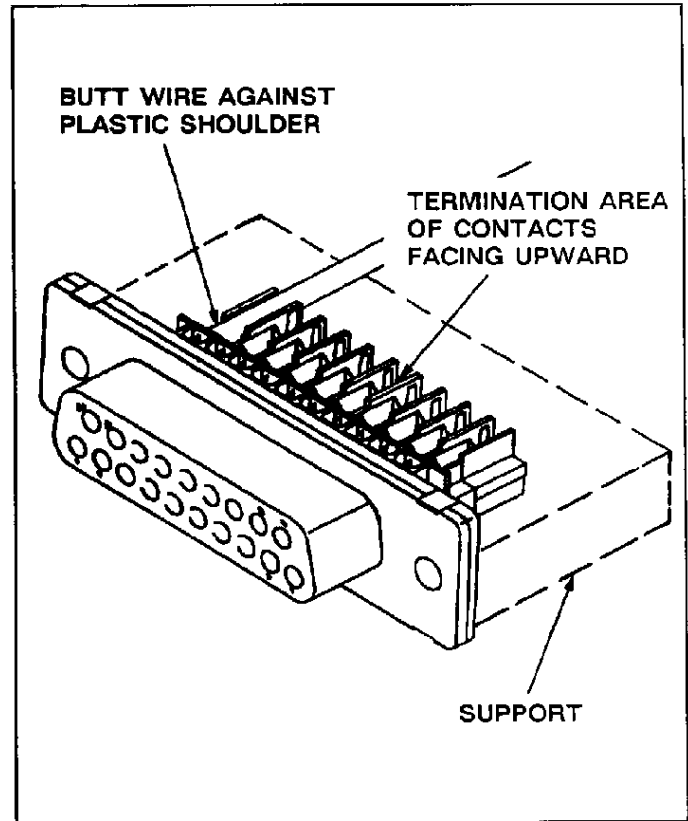


Fig. 2

**1. INTRODUCTION**

This instruction sheet (IS) covers the use of AMP T-Handle Insertion Tool 91287-1, which is used to insert individual, unstripped wires into AMPLIMITE HDE connectors when making repairs. Figure 1 shows a typical T-handle tool, along with a list of several applicable connectors. Read these instructions carefully before using the tool.

**NOTE**

*All dimensions on this sheet are in inches. Figures and illustrations are for identification only and are not drawn to scale.*

**2. DESCRIPTION**

The tool features a blade, which is used to push the wire squarely into the contact and crimp the wire insulation area, providing a reliable connection.

**3. INSERTION PROCEDURE**

1. Position the connector so that the wire termination area of the contacts faces upward, as shown in Figure 2. Support the wire termination side of the connector on a block or other suitable support.
2. Position the unstripped wire over the desired contact as shown in Figure 2. The wire should butt against the plastic shoulder on the housing, but should not protrude past the shoulder.
3. Place the tool on the wire as shown in Figure 3. Make sure that the arrow on the tool handle, shown in Figure 1, points toward the wire termination side of the connector.
4. Press STRAIGHT DOWN on the tool handle to insert the wire.

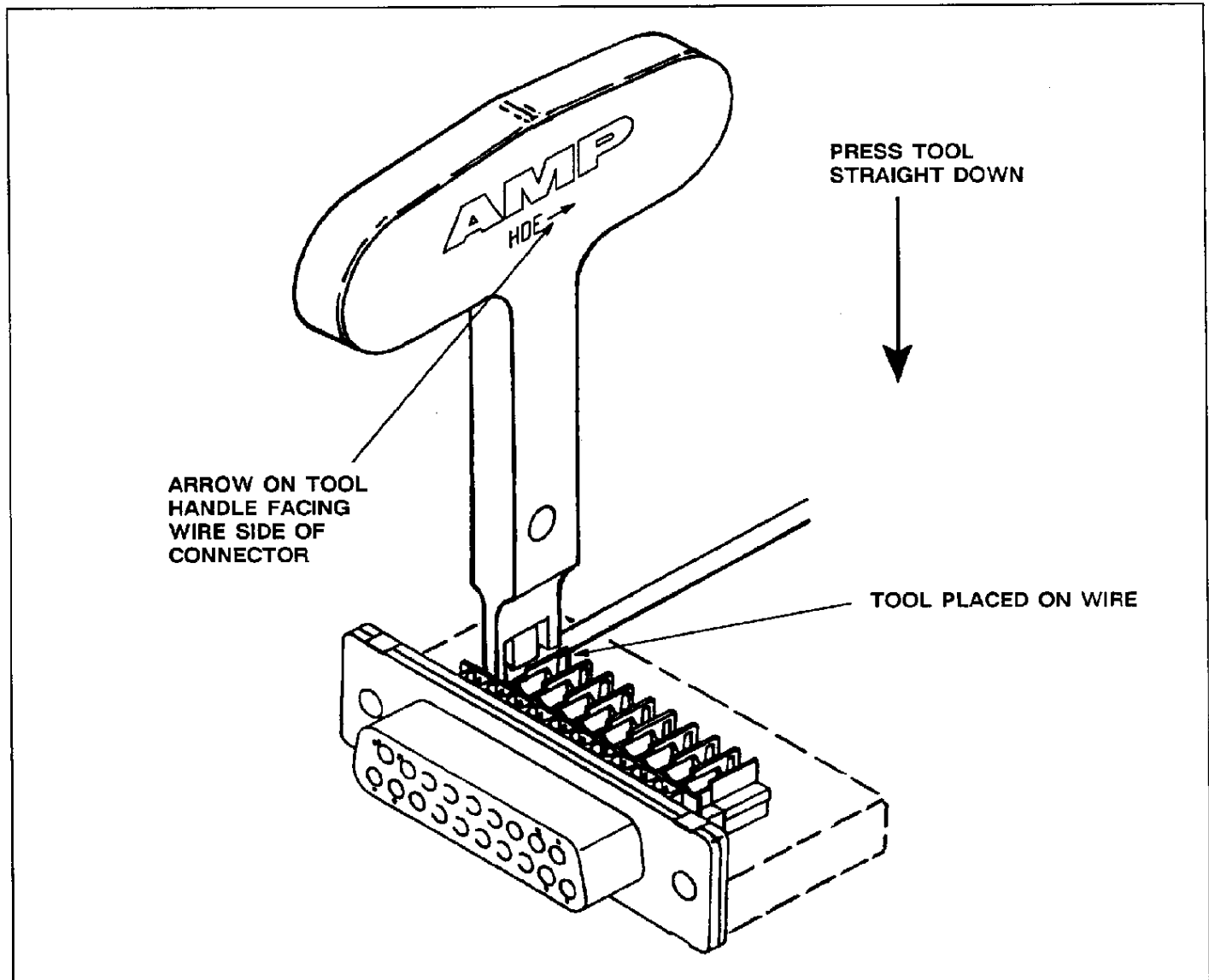


Fig. 3

**CAUTION**

*To avoid damage to the tool, the wire, or the contact, do NOT apply pressure at an angle, do NOT use excessive pressure, and do NOT use the tool with the arrow on the tool handle pointing toward the mating side of the connector.*

5. Remove the tool and inspect the contact for proper wire insertion. Repeat the procedure, if necessary.

**4. TOOL REPLACEMENT**

Should the tool become damaged, it must be replaced. For replacement, contact:

AMP Incorporated  
P.O. Box 3608  
Harrisburg, PA 17105-3608

Or a wholly owned subsidiary of AMP Incorporated.