

Features

- Multiturn / Wirewound / Sealed
- Listed on the QPL for style RT22 per MIL-R-27208 and RTR22 per High-Rel MIL-R-39015
- Panel mount option available
- RoHS compliant*

■ For trimmer applications/processing guidelines, [click here](#)

3250 - 1/2 " Square Trimpot® Trimming Potentiometer

Electrical Characteristics

Standard Resistance Range 10 to 50K ohms
 (see standard resistance table)
 Resistance Tolerance ±5 % std.
 (tighter tolerance available)
 Absolute Minimum Resistance 0.1 % or 1 ohm max.
 (whichever is greater)
 Noise 100 ohms ENR max.
 Resolution See Resistance Table
 Insulation Resistance 500 vdc.
 1,000 megohms min.
 Dielectric Strength
 Sea Level..... 1,000 vac
 80,000 Feet 400 vac
 Adjustment Travel.....25 turns nom.

Environmental Characteristics

Power Rating @ 85 °C 1.0 watt
 Power Rating @ 150 °C 0 watt
 Temperature Range ... -65 °C to +150 °C
 Temperature Coefficient ±50 ppm/°C
 Seal Test 85 °C Fluorinert†
 (pin styles only)
 HumidityMIL-STD-202 Method 106
 (2 % ΔTR; 100 Megohms IR)
 Vibration 30 G
 (1 % ΔTR; 0.5 % + resolution ΔVR)
 Shock 100 G
 (1 % ΔTR; 0.5 % + resolution ΔVR)
 Load Life
 1,000 hours 1.0 watt @ 85 °C
 (2 % ΔTR; 500 ohms ENR)
 Rotational Life200 cycles
 (2 % ΔTR; 500 ohms ENR)

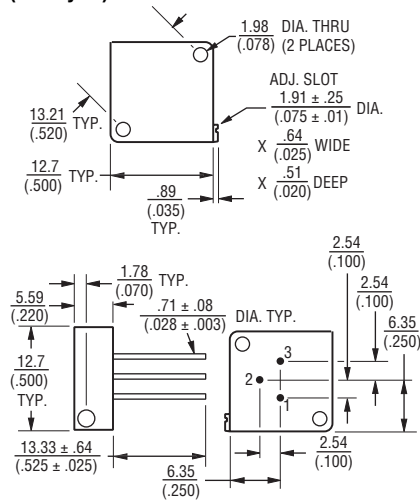
Physical Characteristics

Torque..... 5.0 oz-in. max.
 Mechanical Stops..... Wiper idles
 Terminals ..Solderable printed circuit pins
 Flexible leads (7 strands of 30 AWG)
 Weight 0.06 oz.
 Machine Screw Mounting
 Torque 12 oz-in. max.
 Marking.....Manufacturer's trademark,
 resistance code, terminal numbers,
 date code, manufacturer's model
 number and style
 Wiper 50 % (Actual TR) ±10 %
 Flammability U.L. 94V-0
 Standard Packaging
 P&W Styles25 pcs. per tube
 L Style25 pcs. per bag
 Adjustment Tool..... H-90

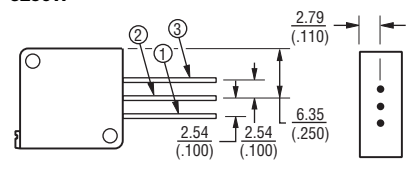
Product Dimensions

3250P

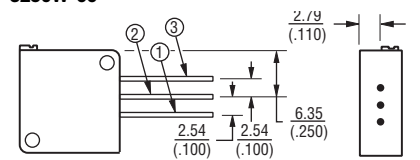
Common Dimensions (Pin Styles)



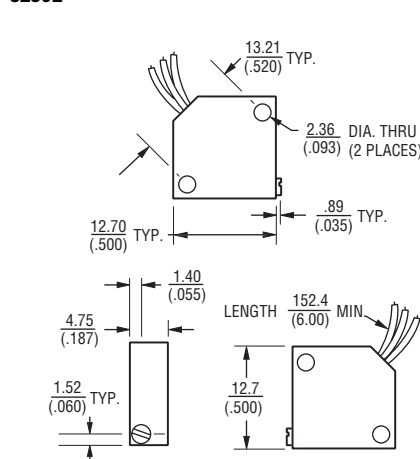
3250W



3250W-66



3250L



How To Order

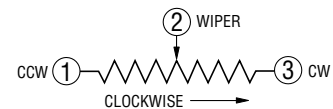
3250 L - 1 - 103 M

Model _____
 Style _____
 Standard or Modified _____
 Product Indicator _____
 -1 = Standard Product
 Resistance Code _____
 Optional Suffix Letter _____
 M = Panel Mount
 (Factory Installed)
 Consult factory for other available options.

Standard Resistance Table

Resistance (Ohms)	Resistance Code	Nominal Resolution (Percent)
10	100	1.30
20	200	1.00
50	500	0.80
100	101	0.90
200	201	0.70
500	501	0.60
1,000	102	0.40
2,000	202	0.30
5,000	502	0.25
10,000	103	0.19
20,000	203	0.16
25,000	253	0.14
50,000	503	0.13

Popular values listed in boldface. Special resistances available.



DIMENSIONS: $\frac{\text{MM}}{\text{(INCHES)}}$
 TOLERANCES: ± $\frac{0.25}{(.010)}$ EXCEPT WHERE NOTED

REV. 08/10

*RoHS Directive 2002/95/EC Jan 27 2003 including Annex.
 "Trimpot" is a registered trademark of Bourns, Inc.
 †"Fluorinert" is a registered trademark of 3M Co.
 Specifications are subject to change without notice.

Customers should verify actual device performance in their specific applications.