

Features

- Multiturn / Cermet / Industrial / Sealed
- Space saver: 0.100" x 0.150" x 0.500"
- ±100 ppm/°C temperature coefficient over entire temperature and resistance ranges
- Available with or without standoffs
- For trimmer applications/processing guidelines, [click here](#)



Model 3082 is currently available, although not recommended for new designs.

3082 - 1/2" Rectangular Trimpot® Trimming Potentiometer

Electrical Characteristics

Standard Resistance Range 10 to 2 megohms
 (see standard resistance table)
 Resistance Tolerance ±10 % std.
 Absolute Minimum Resistance 1.0 % or 2 ohms max.
 (whichever is greater)
 Contact Resistance Variation 3.0 % or 3 ohms max.
 (whichever is greater)
 Continuity Maintained for full mechanical range
 Adjustability
 Voltage ±0.05 %
 Resistance ±0.10 %
 Insulation Resistance 500 vdc
 1000 megohms min.
 Adjustment Angle 10 turns nom.

Environmental Characteristics

Power Rating (400 volts max.)
 85 °C 0.3 watt
 Temperature Range -65 °C to +150 °C
 Temperature Coefficient ±100 ppm/°C
 Humidity MIL-STD-202 Method 106
 100 megohms min. insulation resistance after removal from chamber
 Vibration 30 G (exceeds MIL-R-22097)
 Contact Bounce 0.1 millisecond max.
 Wiper Shift, Max. 1.0 % voltage ratio
 Shock 100 G (exceeds MIL-R-22097)
 Contact Bounce 0.1 millisecond max.
 Wiper Shift, Max. 1.0 % voltage ratio
 Load Life ... 1,000 hours, 0.3 watt @ 25 °C
 Resistance Shift, Max. ±2.0 %
 Mechanical Life 200 cycles without discontinuity
 Dielectric Strength MIL-R-22097
 Room Conditions 900 volts AC
 80,000 feet 400 volts AC

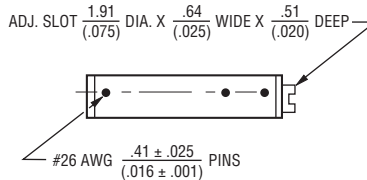
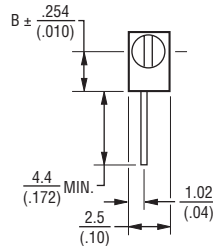
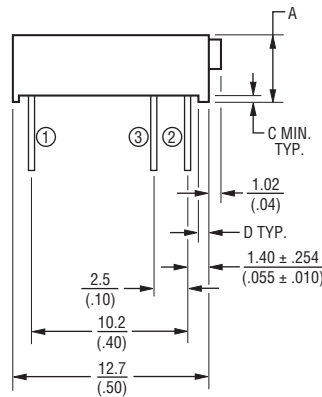
Physical Characteristics

Immersion Leak Test No leaks
 Torque 2.0 oz-in. max.
 Mechanical Adjustments 12 turns nom.
 Mechanical Stops Wiper idles
 Terminals Solderable pins
 Weight 0.009 oz.
 Marking Manufacturer's trademark, resistance code, terminal numbers, date code and manufacturer's model number
 Standard Packaging 25 pcs. per tube

REV. 08/10

*RoHS Directive 2002/95/EC Jan 27 2003 including Annex.
 "Trimpot" is a registered trademark of Bourns, Inc.
 Specifications are subject to change without notice.
 Customers should verify actual device performance in their specific applications.

Product Dimensions



Dimension	3082P-1 (Without Standoffs)	3082P-45 (With Standoffs)
A	$\frac{3.8}{(0.15)}$	$\frac{4.3}{(0.17)}$
B	$\frac{2.7}{(0.108)}$	$\frac{3.3}{(0.130)}$
C	None	$\frac{.381}{(0.015)}$
D	None	$\frac{.51}{(0.020)}$

DIMENSIONS: $\frac{\text{MM}}{(\text{INCHES})}$

TOLERANCES: .XX $\frac{\pm .25}{\pm .010}$.XXX $\frac{\pm .127}{\pm .005}$
 EXCEPT WHERE NOTED

Standard Resistance Table

Resistance (Ohms)	Resistance Code
10	100
20	200
50	500
100	101
200	201
500	501
1,000	102
2,000	202
5,000	502
10,000	103
20,000	203
50,000	503
100,000	104
200,000	204
500,000	504
750,000	754
1,000,000	105
2,000,000	205

How To Order

3082 P - 1 - 103 LF

Model _____
 Style _____
 Standard or Modified _____
 Product Indicator _____
 -1 = Standard Product
 -45 = With Standoffs
 Resistance Code _____
 Terminations _____
 LF = 100 % Tin-plated (RoHS compliant)
 Blank = 90 % Tin / 10 % Lead-plated (Standard)
 Consult factory for other available options.

