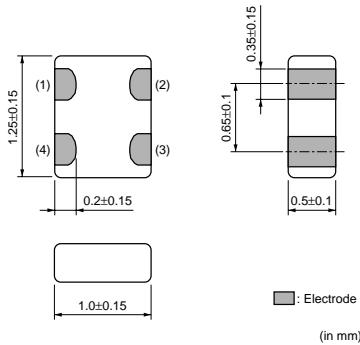


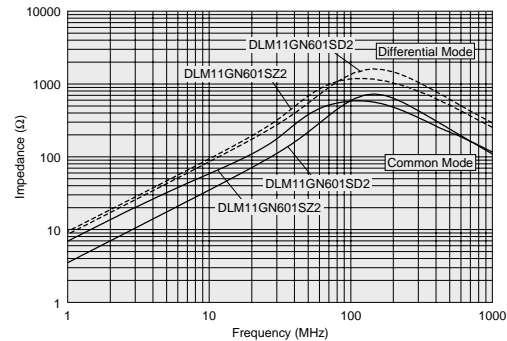
Common Mode Choke Coil Multilayer Type

DLM11G Series (0504 Size)

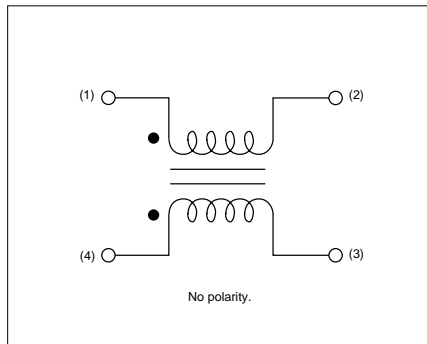
■ Dimensions



■ Impedance-Frequency Characteristics (Main Items)



■ Equivalent Circuit



■ Packaging

Code	Packaging	Minimum Quantity
D	180mm Paper Tape	10000
B	Bulk(Bag)	1000

■ Rated Value (□: packaging code)

Part Number	Common Mode Impedance (at 100MHz/20°C)	Rated Current	Rated Voltage	Insulation Resistance (min.)	Withstand Voltage	DC Resistance	Operating Temperature Range	Number of Circuit
DLM11GN601SZ2□	600ohm±25%	100mA	5Vdc	100M ohm	25Vdc	0.8ohmmax.	-40 to +85°C	1
DLM11GN601SD2□	600ohm±25%	100mA	5Vdc	100M ohm	25Vdc	0.8ohmmax.	-40 to +85°C	1

■ ⚠Caution/Notice

⚠Caution (Rating)

Do not use products beyond the rated current and rated voltage as this may create excessive heat and deteriorate the insulation resistance.

Notice

Solderability of Tin plating termination chip might be deteriorated when low temperature soldering profile where peak solder temperature is below the Tin melting point is used. Please confirm the solderability of Tin plating termination chip before use.

● This data sheet is applied for CHIP COMMON MODE CHOKE COIL used for General Electronics equipment for your design.

⚠ Note:

1. This datasheet is downloaded from the website of Murata Manufacturing co., Ltd. Therefore, it's specifications are subject to change or our products in it may be discontinued without advance notice. Please check with our sales representatives or product engineers before ordering.
2. This datasheet has only typical specifications because there is no space for detailed specifications. Therefore, please approve our product specifications or transact the approval sheet for product specifications before ordering.