


MODEL 93
1/2" Diameter
Single Turn
Cermet Trimming
Potentiometer



1

ELECTRICAL

Standard Resistance Range, Ohms	20 to 2Meg
Standard Resistance Tolerance	±10% (<100 Ohms = ±20%)
Input Voltage, Maximum	200 Vdc or rms not to exceed power rating
Slider Current, Maximum	100mA or within rated power, whichever is less
Power Rating, Watts	1.0 at 70°C derating to 0 at 125°C
End Resistance, Maximum	2 Ohms
Actual Electrical Travel, Nominal	270°
Dielectric Strength	900 Vrms
Insulation Resistance, Minimum	1,000 Megohms
Resolution	Essentially infinite
Contact Resistance Variation, Maximum	1% or 1 Ohm, whichever is greater

ENVIRONMENTAL

Seal	85°C Fluorinert® (No Leaks)
Temperature Coefficient, Maximum	±100ppm/°C
Operating Temperature Range	-55°C to +125°C
Thermal Shock	5 cycles, -55°C to +125°C (1% ΔRT, 1% ΔVR)
Moisture Resistance	Ten 24 hour cycles (1% ΔRT, IR 100 Megohms Min.)
Shock, 6ms Sawtooth	100G's (1% ΔRT, 1% ΔVR)
Vibration	20G's, 10 to 2,000 Hz (1% ΔRT, 1% ΔVR)
High Temperature Exposure	250 hours at 125°C (2% ΔRT, 2% ΔVR)
Rotational Life	200 cycles (3% ΔRT)
Load Life at 0.5 Watts	1,000 hours at 70°C (2% ΔRT)
Resistance to Solder Heat	260°C for 10 sec. (1% ΔRT)

MECHANICAL

Mechanical Stops	24 oz.-in.
Stop Strength	1.5 lb.-in. (0.169 N-m)
Torque, Starting Maximum	5 oz.-in. (0.035 N-m)
Weight, Nominal	.052 oz. (1.5 grams)

Fluorinert® is a registered trademark of 3M Company.
 Specifications subject to change without notice.




1-87

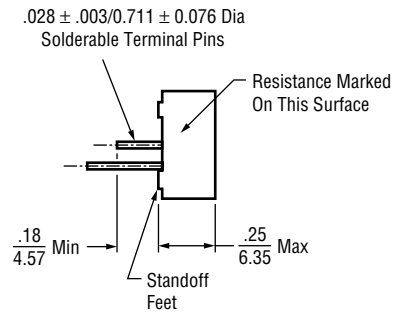
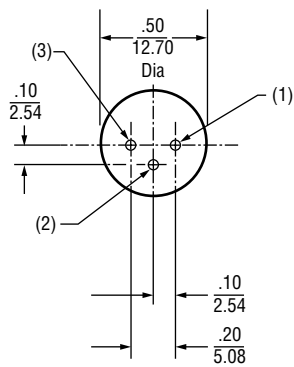
Model 93

TOP ADJUSTMENT (Inch/mm)

Slot $.250 \pm .005 / 6.350 \pm 0.127$ Long
 $X .030 \begin{matrix} +.000 \\ -.005 \end{matrix} / 0.762 \begin{matrix} +0.000 \\ -0.127 \end{matrix}$ Wide
 $X .035 \begin{matrix} +.000 \\ -.005 \end{matrix} / 0.889 \begin{matrix} +0.000 \\ -0.127 \end{matrix}$ Deep



Arrow And Graduations
In Contrasting Color



STANDARD RESISTANCE VALUES, OHMS

20	200	2K	20K	100K	500K
50	500	5K	25K	200K	1Meg
100	1K	10K	50K	250K	2Meg



1-88

Model 93

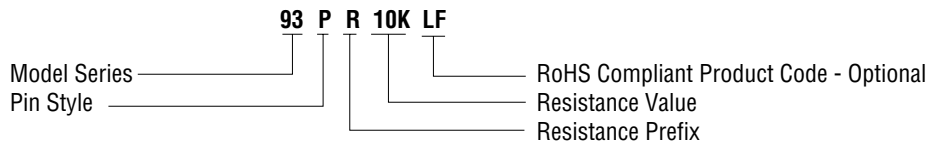
PACKAGING

Standard: Boxes
Capacity = 50 units

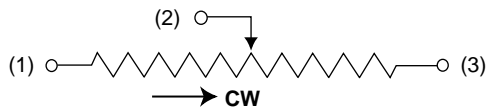
1

ORDERING INFORMATION

Standard:



CIRCUIT DIAGRAM



NOTES

Metric equivalents, based on 1 inch = 25.4mm are rounded to the same number of significant figures as in the original English units and are provided for general information only.

Tolerances unless otherwise specified:
Linear = $\pm .01$ inches (.25mm)
Angular = ± 2 degrees

